

# 2010-11 Ohio Valley Conference Men's Basketball Report

Austin Peay | Eastern Illinois | Eastern Kentucky | Jacksonville State | Morehead State | Murray State | Southeast Missouri | SIU Edwardsville | Tennessee State | Tennessee Tech | UT Martin

March 14, 2011  
FOR IMMEDIATE RELEASE  
Contacts: Kyle Schwartz  
Phone: (615) 690-6685  
Email: kschwartz@ovc.org

Ohio Valley Conference  
215 Centerview Drive, Suite 115  
Brentwood, Tennessee 37027  
www.OVCSports.com  
www.OVCSports.TV



## OVC STANDINGS

(In Games Through March 13)

### CONFERENCE

	W	L	Pct.	Home	Away	Streak
#*Murray State	14	4	.778	7-2	7-2	W2
@*Morehead State	13	5	.722	8-1	5-4	W1
*Austin Peay	13	5	.722	7-2	6-3	W4
*Tennessee Tech	12	6	.667	6-3	6-3	W3
*Tennessee State	10	8	.556	8-1	2-7	W2
*Eastern Kentucky	9	9	.500	5-4	4-5	L3
*Southeast Missouri	6	12	.333	3-6	3-6	L2
*UT Martin	6	12	.333	4-5	2-7	L1
Eastern Illinois	4	14	.222	2-7	2-7	L10
Jacksonville State	3	15	.167	1-8	2-7	L4
SIU Edwardsville %	-	-	-	-	-	-

### OVERALL

	W	L	Pct.	Home	Away	Neutral	Streak
#*Murray State	23	8	.742	13-2	9-3	1-3	L1
@*Morehead State	24	9	.727	14-1	8-8	2-0	W3
*Austin Peay	20	13	.606	10-3	8-8	2-2	L1
*Tennessee Tech	20	12	.625	10-5	7-6	3-1	L1
*Tennessee State	14	16	.467	11-2	3-13	0-1	L1
*Eastern Kentucky	15	16	.484	8-5	6-9	1-2	L5
*Southeast Missouri	10	22	.313	5-8	4-13	1-1	L1
*UT Martin	12	21	.364	7-7	4-13	1-1	L1
Eastern Illinois	9	20	.310	5-9	4-11	0-0	L2
Jacksonville State	5	25	.167	2-9	2-15	1-1	L5
SIU Edwardsville %	8	21	.276	6-8	0-13	2-0	W1

# - OVC Regular Season Champions

\* - OVC Tournament Participant

@ - OVC Tournament Champions

% - SIU Edwardsville joined the OVC in July 2008. The program is reclassifying to Division I and not playing a full OVC schedule until 2011-12. They are not eligible for the OVC Championship or postseason play until 2012-13.

## THIS WEEK'S SCHEDULE

### 2011 NCAA Division I Championship - Southwest Region (Denver, Colo.)

Thursday, March 17 - Second Round

#13 Morehead State (24-9) vs. #4 Louisville (25-9), 12:40 p.m. (TV: TBS)

### Saturday, March 19 - Third Round

Morehead State/Louisville vs. #5 Vanderbilt/#12 Richmond, TBA

### National Invitational Tournament

Tuesday, March 15 - First Round

#6 Murray State (23-8) at #3 Missouri State (25-8), 7:00 p.m. (ESPN3.com)

### March 18-19-20-21 - Second Round

Murray State/Missouri State vs. #2 Miami (Fla.)/#7 Florida Atlantic, TBD

### College Basketball Invitational (CBI)

Tuesday, March 15 - First Round

Austin Peay (20-13) at Boise State (20-12), 8:00 p.m. (HDNet)

### Monday, March 21 - Quarterfinals

Austin Peay/Boise State vs. Evansville/Hofstra, TBD

### Collegelinsider.com Postseason Tournament (CIT)

Wednesday, March 16 - First Round

Tennessee Tech (20-12) at Western Michigan (20-12), 6:00 p.m. (FCS Broadband)

Note: Future round pairings in CIT are TBD and based on First Round results.

## LAST WEEK'S RESULTS

2011 OVC Basketball Tournament Championship  
Municipal Auditorium - Nashville, Tenn.

### Wednesday, March 2

First Round

#8 UT Martin 68, #5 Tennessee State 64

#7 Southeast Missouri 65, #6 Eastern Kentucky 49

### Thursday, March 3

Quarterfinals

#4 Tennessee Tech 83, #8 UT Martin 59

#3 Austin Peay 76, #7 Southeast Missouri 60

### Friday, March 4

Semifinals

#4 Tennessee Tech 64, #1 Murray State 59

#2 Morehead State 68, #3 Austin Peay 49

### Saturday, March 5

Championship

#2 Morehead State 80, #4 Tennessee Tech 73

### 2011 OVC All-Tournament Team

Demonte Harper, Morehead State (MVP)

Kenneth Faried, Morehead State

Kevin Murphy, Tennessee Tech

Zac Swansey, Tennessee Tech

Jud Dillard, Tennessee Tech

ALL TIMES CENTRAL

# 2011 NCAA® Division I Men's Basketball Championship

First Round MARCH 15-16	Second Round MARCH 17-18	Third Round MARCH 19-20	Regional Semifinals MARCH 24-25	Regional Finals MARCH 26-27	National Semifinals APRIL 2	Final Four APRIL 2-4
----------------------------	-----------------------------	----------------------------	---------------------------------------	-----------------------------------	-----------------------------------	-------------------------

## First Four

Dayton

**16 UTSA** (19-13)  
Mar 16, 6:40PM - TRU  
**16 Ala. St.** (17-17)

**8 George Mason** (26-6)  
Mar 18, 2:10PM - TNT  
**9 Villanova** (21-11)

**5 West Virginia** (20-11)  
Mar 17, 12:15PM - CBS  
**4 Kentucky** (25-8)  
Mar 17, 30 min following - CBS

**12 UAB** (22-8)  
Mar 15, 30 min following - TRU  
**12 Clemson** (21-11)

**6 Xavier** (24-7)  
Mar 18, 7:27PM - TRU  
**11 Marquette** (20-14)

**3 Syracuse** (26-7)  
Mar 18, 30 min following - TRU  
**14 Indiana St.** (20-13)

**7 Washington** (23-10)  
Mar 18, 30 min following - CBS  
**10 Georgia** (21-11)

**2 North Carolina** (26-7)  
Mar 18, 7:15PM - CBS  
**15 Long Island** (27-5)

**1 Duke** (30-4)  
Mar 18, 30 min following - TRU  
**16 Hampton** (24-8)

**8 Michigan** (20-13)  
Mar 18, 12:40PM - TRU  
**9 Tennessee** (19-14)

**5 Arizona** (27-7)  
Mar 18, 30 min following - CBS  
**12 Memphis** (25-9)

**4 Texas** (27-7)  
Mar 18, 12:15PM - CBS  
**13 Oakland** (25-9)

**6 Cincinnati** (25-8)  
Mar 17, 30 min following - TNT  
**11 Missouri** (23-10)

**3 Connecticut** (26-9)  
Mar 17, 7:20PM - TNT  
**14 Bucknell** (25-8)

**7 Temple** (25-7)  
Mar 17, 2:10PM - TNT  
**10 Penn St.** (19-14)

**2 San Diego St.** (32-2)  
Mar 17, 30 min following - TNT  
**15 Northern Colo.** (21-10)

**1 Ohio St.** (32-2)  
Mar 18, 30 min following - TNT  
**8 George Mason** (26-6)  
Mar 18, 2:10PM - TNT  
**9 Villanova** (21-11)

**5 West Virginia** (20-11)  
Mar 17, 12:15PM - CBS  
**4 Kentucky** (25-8)  
Mar 17, 30 min following - CBS

**12 UAB** (22-8)  
Mar 15, 30 min following - TRU  
**12 Clemson** (21-11)

**6 Xavier** (24-7)  
Mar 18, 7:27PM - TRU  
**11 Marquette** (20-14)

**3 Syracuse** (26-7)  
Mar 18, 30 min following - TRU  
**14 Indiana St.** (20-13)

**7 Washington** (23-10)  
Mar 18, 30 min following - CBS  
**10 Georgia** (21-11)



## Final Four®

HOUSTON  
APRIL 2-4

## National Championship

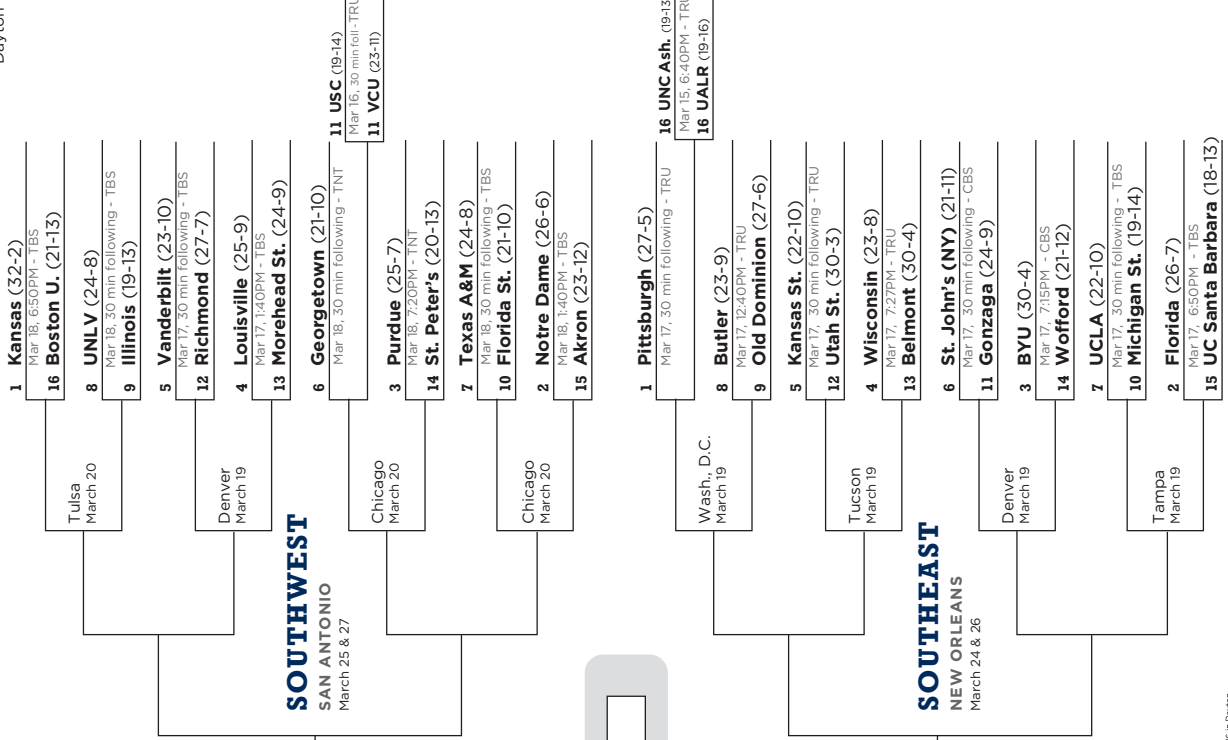
APRIL 4

## EAST

NEWARK  
March 25 & 27

## WEST

ANAHEIM  
March 24 & 26



Watch the tournament on these networks  
or online at [www.NCAA.com](http://www.NCAA.com)

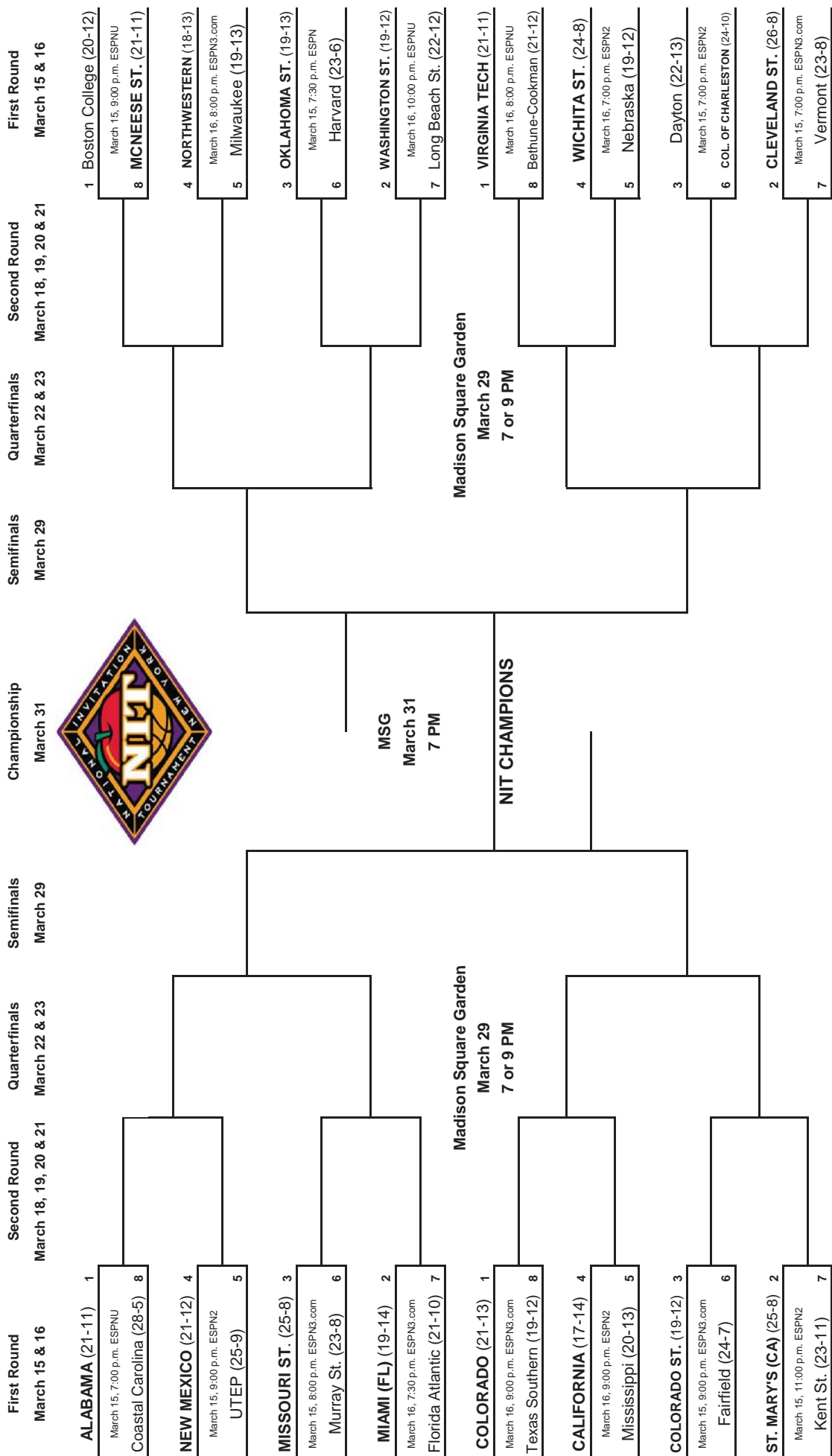


**MY CHANNELS** - Write in your channels to find your games

ALL TIMES EASTERN


On March 13, the NCAA Division I Men's Basketball Committee will select eight teams to play the first-round games on March 15 and 16 in Dayton. The four winning teams will advance to a second-round site to be determined by the committee during selection weekend. \*Second- and third-round and regional sites will be placed in the brackets by the NCAA Division I Men's Basketball Committee March 13. **March 18 and 19 second-/third-round sites:** Charlotte, Chicago, Cleveland, Tulsa **March 24 and 26 regional sites:** New Orleans, Norman **March 25 and 27 regional sites:** Newark, San Francisco

# 2011 NATIONAL INVITATION TOURNAMENT®



© Copyright 2011 NIT, L.L.C.

## 2011 CBI presented by Zebra Pen



### SEMIFINALS

March 23



March 23



### CHAMPIONSHIP SERIES

March 28 - March 30 - April 1  
Championship Series is a "Best-of-Three"

**HDNet**



**CHAMPION**

**HDNet**

### HDNet Television Schedule

March 15 / 16  
7 PM ET / 8 PM ET  
9 PM ET / 10 PM ET

March 21  
7:00 PM ET  
9:00 PM ET

March 23  
TBA  
TBA

March 28, March 30, April 1  
TBA (all games)

THE GAZELLE GROUP, INC.  
475 WALL STREET, PRINCETON, NJ 08540 (TEL) 609-921-1300 (FAX) 609-921-2332  
WWW.GAZELLEGROUP.COM

## 2011 OVC BASKETBALL TOURNAMENT BRACKET

WEDNESDAY, MARCH 2 (First Round)	THURSDAY, MARCH 3 (Quarterfinals)	FRIDAY, MARCH 4 (Semifinals)	SATURDAY, MARCH 5 (Championship)
<b>#5 Tennessee State</b> <b>GAME 1 - 6:00 p.m.</b> (OVCSports.TV) <b>#8 UT Martin</b>	<b>#8 UT Martin</b> <b>GAME 3 - 6:00 p.m.</b> (OVCSports.TV) <b>#4 Tennessee Tech</b>	<b>#4 Tennessee Tech</b> <b>GAME 5 - 7:00 p.m.</b> (TV - ESPNU) <b>#1 Murray State</b>	<b>#4 Tennessee Tech</b> <b>GAME 7 - 7:00 p.m.</b> (TV - ESPN2) <b>#2 Morehead State</b>
<b>#6 Eastern Kentucky</b> <b>GAME 2 - 8:00 p.m.</b> (OVCSports.TV) <b>#7 Southeast Missouri</b>	<b>#3 Austin Peay</b> <b>GAME 4 - 8:00 p.m.</b> (OVCSports.TV) <b>#7 Southeast Missouri</b>	<b>#2 Morehead State</b> <b>GAME 6 - 9:00 p.m.</b> (TV - ESPNU) <b>#3 Austin Peay</b>	<b>#2 Morehead State</b> <b>NCAA Automatic Qualifier</b>



## OVC MEN'S BASKETBALL TOURNAMENT HISTORY

### Tournament Champions

1948-49 Western Kentucky	1987-88 Murray State
1949-50 Eastern Kentucky	1988-89 Middle Tennessee
1950-51 Murray State	1989-90 Murray State
1951-52 Western Kentucky	1990-91 Murray State
1952-53 Western Kentucky	1991-92 Murray State
1953-54 Western Kentucky	1992-93 Tennessee State
1954-55 Eastern Kentucky	1993-94 Tennessee State
1963-64 Murray State	1994-95 Murray State
1964-65 Western Kentucky	1995-96 Austin Peay
1965-66 Western Kentucky	1996-97 Murray State
1966-67 Tennessee Tech	1997-98 Murray State
1974-75 Middle Tennessee	1998-99 Murray State
1975-76 Western Kentucky	1999-00 Southeast Missouri
1976-77 Middle Tennessee	2000-01 Eastern Illinois
1977-78 Western Kentucky	2001-02 Murray State
1978-79 Eastern Kentucky	2002-03 Austin Peay
1979-80 Western Kentucky	2003-04 Murray State
1980-81 Western Kentucky	2004-05 Eastern Kentucky
1981-82 Middle Tennessee	2005-06 Murray State
1982-83 Morehead State	2006-07 Eastern Kentucky
1983-84 Morehead State	2007-08 Austin Peay
1984-85 Middle Tennessee	2008-09 Morehead State
1985-86 Akron	2009-10 Murray State
1986-87 Austin Peay	2010-11 Morehead State

### All-Time Tournament Championship Breakdown

Murray State	14
Western Kentucky	10
Eastern Kentucky	5
Middle Tennessee	5
Austin Peay	4
Morehead State	4
Tennessee State	2
Akron	1
Eastern Illinois	1
Southeast Missouri	1
Tennessee Tech	1

### All-Time Tournament Records by Team

Akron (1978-87).....	4-2
<b>Austin Peay (1962-present) .....</b>	<b>38-32</b>
East Tennessee State (1957-78) .....	3-6
<b>Eastern Illinois (1996-present) .....</b>	<b>5-9</b>
<b>Eastern Kentucky (1948-present).....</b>	<b>34-32</b>
Evansville (1948-52).....	1-4
<b>Jacksonville State (2003-present).....</b>	<b>1-3</b>
Louisville (1948-50) .....	2-1
Marshall (1949-52) .....	2-4
Middle Tennessee State (1952-00).....	23-24
<b>Morehead State (1948-present) .....</b>	<b>26-37</b>
<b>Murray State (1948-present).....</b>	<b>60-32</b>
Samford (2003-08) .....	3-5
<b>Southeast Missouri State (1991-present).....</b>	<b>7-9</b>
<b>Tennessee State (1986-present).....</b>	<b>10-21</b>
<b>Tennessee Tech (1949-present) .....</b>	<b>22-39</b>
<b>UT Martin (1992-present) .....</b>	<b>2-7</b>
Western Kentucky (1948-82).....	34-7
Youngstown State (1980-88) .....	3-5

*Present OVC Members in Bold*

### 2010-11 adidas® OVC PLAYERS OF THE WEEK



#### PLAYER

Nov. 15 Kenneth Faried, Morehead State  
 Nov. 22 Kenneth Faried, Morehead State  
 Nov. 29 Demonte Harper, Morehead State  
 Dec. 6 TyShwan Edmondson, Austin Peay  
 Dec. 13 Kenneth Faried, Morehead State  
 Dec. 20 Isaiah Canaan, Murray State  
 Dec. 27 Robert Covington, Tennessee State  
 Jan. 3 Kenneth Faried, Morehead State  
 Jan. 10 Leon Powell, Southeast Missouri  
 Jan. 17 Wil Peters, Tennessee State  
 Jan. 24 TyShwan Edmondson, Austin Peay  
**Jan. 31 Kenneth Faried, Morehead State**  
 Feb. 7 Kenneth Faried, Morehead State  
 Feb. 14 Kenneth Faried, Morehead State  
 Feb. 21 Kenneth Faried, Morehead State  
 Feb. 28 B.J. Jenkins, Murray State

#### NEWCOMER

Nov. 15 Josh Terry, Austin Peay  
 TyShwan Edmondson, Austin Peay  
 Nov. 22 Leon Powell, Southeast Missouri  
 Nov. 29 TyShwan Edmondson, Austin Peay  
 Dec. 6 TyShwan Edmondson, Austin Peay  
 Dec. 13 TyShwan Edmondson, Austin Peay  
 Dec. 20 Kenny Moore, Tennessee State  
 Dec. 27 Melvin Baker, Austin Peay  
 Jan. 3 Kenny Moore, Tennessee State  
 Jan. 10 Leon Powell, Southeast Missouri  
 Jan. 17 TyShwan Edmondson, Austin Peay  
 Kenny Moore, Tennessee State  
 Jan. 24 TyShwan Edmondson, Austin Peay  
 Jan. 31 Zac Swansey, Tennessee Tech  
 Feb. 7 Leon Powell, Southeast Missouri  
 Feb. 14 Leon Powell, Southeast Missouri  
 Feb. 21 Leon Powell, Southeast Missouri  
 Feb. 28 Zac Swansey, Tennessee Tech

#### FRESHMAN

Nov. 15 Patrick Miller, Tennessee State  
 Nov. 22 Patrick Miller, Tennessee State  
 Nov. 29 Mike Liabo, UT Martin  
 Dec. 6 Mike Liabo, UT Martin  
 Dec. 13 Troy King, UT Martin  
 Dec. 20 Lucas Nutt, Southeast Missouri  
 Dec. 27 Terence Smith, UT Martin  
 Jan. 3 Jeff Johnson, Eastern Kentucky  
 Jan. 10 Lucas Nutt, Southeast Missouri  
 Jan. 17 Troy King, UT Martin  
 Jan. 24 Patrick Miller, Tennessee State  
 Jan. 31 Terence Smith, UT Martin  
 Feb. 7 Will Triggs, Austin Peay  
 Feb. 14 Will Triggs, Austin Peay  
 Feb. 21 Troy King, UT Martin  
 Feb. 28 Mike Liabo, UT Martin

**Bold indicates went on to win National Player of the Week honors.**



## OVC POSTSEASON HISTORY

---

### Austin Peay (2-7 NCAA: 1-2 NIT: 0-1 CIT)

1973 -- NCAA	Austin Peay 77, Jacksonville 75 Kentucky 106, Austin Peay 100 (OT) Marquette 88, Austin Peay 73
1974 -- NCAA	Notre Dame 108, Austin Peay 73
1987 -- NCAA	Austin Peay 68, Illinois 67 Providence 90, Austin Peay 87 (OT)
1996 -- NCAA	Georgia Tech 90, Austin Peay 70
2003 -- NCAA	Louisville 86, Austin Peay 64
2004 -- NIT	Austin Peay 65, Belmont 59 George Mason 66, Austin Peay 60
2007 -- NIT	Air Force 75, Austin Peay 51
2008 -- NCAA	Texas 82, Austin Peay 64
2009 -- CIT	Bradley 81, Austin Peay 74
2011 -- CBI	Austin Peay, Boise State

### Eastern Illinois (0-1 NCAA: 0-0 NIT)

2001 -- NCAA	Arizona 101, Eastern Illinois 76
--------------	----------------------------------

### Eastern Kentucky (0-7 NCAA: 0-0 NIT: 0-1 CBI)

1953 -- NCAA	Notre Dame 72, Eastern Kentucky 57
1959 -- NCAA	Louisville 77, Eastern Kentucky 63
1965 -- NCAA	DePaul 99, Eastern Kentucky 52
1972 -- NCAA	Florida State 83, Eastern Kentucky 81
1979 -- NCAA	Tennessee 97, Eastern Kentucky 81
2005 -- NCAA	Kentucky 72, Eastern Kentucky 64
2007 -- NCAA	North Carolina 86, Eastern Kentucky 65
2010 -- CBI	College of Charleston 82, Eastern Kentucky 79

### Morehead State (5-7 NCAA: 0-0 NIT: 1-1 CBI)

1956 -- NCAA	Morehead State 107, Marshall 92 Iowa 97, Morehead State 83 Morehead State 85, Wayne 84
1957 -- NCAA	Pittsburgh 86, Morehead State 85
1961 -- NCAA	Morehead State 71, Xavier 66 Kentucky 71, Morehead State 64 Louisville 72, Morehead State 59 Syracuse 74, Morehead State 59
1983 -- NCAA	Morehead State 70, North Carolina A&T 69
1984 -- NCAA	Louisville 72, Morehead State 59 Morehead State 58, Alabama State 43
2009 -- NCAA	Louisville 74, Morehead State 54
2010 -- CBI	Morehead State 74, Colorado State 60
2011 -- NCAA	Boston University 91, Morehead State 89 (OT) Morehead State, Louisville

### Murray State (2-14 NCAA: 2-6 NIT)

1964 -- NCAA	Loyola-Chicago 101, Murray State 91
1969 -- NCAA	Marquette 82, Murray State 62
1980 -- NIT	Murray State 53, Jacksonville 49 Murray State 70, Alabama 62 Illinois 65, Murray State 63
1982 -- NIT	Nevada-Las Vegas 87, Murray State 61
1983 -- NIT	Wake Forest 87, Murray State 80
1988 -- NCAA	Murray State 78, North Carolina State 75 Kansas 61, Murray State 58
1989 -- NIT	Penn State 89, Murray State 73
1990 -- NCAA	Michigan State 75, Murray State 71 (OT)
1991 -- NCAA	Alabama 89, Murray State 79
1992 -- NCAA	Arkansas 80, Murray State 69
1994 -- NIT	Bradley 66, Murray State 58
1995 -- NCAA	North Carolina 80, Murray State 69
1996 -- NIT	Missouri 89, Murray State 85
1997 -- NCAA	Duke 71, Murray State 68
1998 -- NCAA	Rhode Island 97, Murray State 74
1999 -- NCAA	Ohio State 72, Murray State 58
2002 -- NCAA	Georgia 85, Murray State 68
2004 -- NCAA	Illinois 72, Murray State 53
2006 -- NCAA	North Carolina 69, Murray State 65
2010 -- NCAA	Murray State 66, Vanderbilt 65 Butler 54, Murray State 52
2011 -- NIT	Murray State, Missouri State

### Southeast Missouri (0-1 NCAA, 0-0 NIT)

2000 -- NCAA	Louisiana State 64, Southeast Missouri 61
--------------	---

### Tennessee State (0-2 NCAA: 0-0 NIT)

1993 -- NCAA	Seton Hall 81, Tennessee State 59
1994 -- NCAA	Kentucky 83, Tennessee State 70

### Tennessee Tech (0-2 NCAA: 3-2 NIT)

1958 -- NCAA	Notre Dame 94, Tennessee Tech 61
1963 -- NCAA	Loyola-Chicago 111, Tennessee Tech 42
1985 -- NIT	Tennessee 65, Tennessee Tech 62
2002 -- NIT	Tennessee Tech 64, Georgia State 62 Tennessee Tech 68, Dayton 59 Tennessee Tech 80, Yale 61
2011 - CIT	Memphis 79, Tennessee Tech 73 Tennessee Tech, Western Michigan

### UT Martin (0-0 NCAA: 0-1 NIT)

2009 -- NIT	Auburn 87, UT Martin 82
-------------	-------------------------

### Former OVC Members

### Akron (0-1 NCAA: 0-1, NIT)

1986 -- NCAA	Michigan 10, Akron 64
1987 -- NIT	Illinois State 77, Akron 72

### East Tennessee State (1-2, NCAA: 0-0 NIT)

1968 -- NCAA	East Tennessee 79, Florida 69 Ohio State 79, East Tennessee 72 Marquette 69, East Tennessee 57
--------------	--

### Middle Tennessee (2-6 NCAA: 2-2 NIT)

1975 -- NCAA	Oregon State 78, Middle Tennessee 67
1977 -- NCAA	Detroit 93, Middle Tennessee 76
1982 -- NCAA	Middle Tennessee 50, Kentucky 40 Louisville 81, Middle Tennessee 76
1985 -- NCAA	North Carolina 77, Middle Tennessee 59
1986 -- NIT	Clemson 99, Middle Tennessee 81
1987 -- NCAA	Notre Dame 84, Middle Tennessee 71
1988 -- NIT	Middle Tennessee 85, Tennessee 80 Middle Tennessee 69, Georgia 59 Boston College 78, Middle Tennessee 69
1989 -- NCAA	Middle Tennessee 97, Florida State 83 Virginia 104, Middle Tennessee 88

### Western Kentucky (10-12 NCAA, 4-8 NIT)

1949 -- NIT	Bradley 95, Western Kentucky 86
1950 -- NIT	Western Kentucky 79, Niagara 60 St. John's 69, Western Kentucky 60
1952 -- NIT	Western Kentucky 62, Louisville 59 St. Bonaventure 70, Western Kentucky 60 Duquesne 69, Western Kentucky 61
1953 -- NIT	Western Kentucky 95, Bowling Green 81
1954 -- NIT	Holy Cross 75, Western Kentucky 69 Niagara 71, Western Kentucky 69
1960 -- NCAA	Western Kentucky 107, Miami (Fla.) 84 Ohio State 98, Western Kentucky 79 Western Kentucky 97, Ohio 87
1962 -- NCAA	Western Kentucky 90, Detroit 81 Ohio State 93, Western Kentucky 73 Butler 87, Western Kentucky 86 (OT)
1965 -- NIT	Western Kentucky 57, Fordham 53 Army 58, Western Kentucky 54
1966 -- NCAA	Western Kentucky 105, Loyola-Chicago 86 Michigan 80, Western Kentucky 89 Western Kentucky 82, Dayton 68
1967 -- NCAA	Dayton 69, Western Kentucky 67 (OT)
1970 -- NCAA	Jacksonville 109, Western Kentucky 96
1971 -- NCAA	Finished Third Western Kentucky 74, Jacksonville 72 Western Kentucky 107, Kentucky 83 Western Kentucky 81, Ohio State 78 (OT) Villanova 92, Western Kentucky 89 (OT) Western Kentucky 77, Kansas 75
1976 -- NCAA	Marquette 79, Western Kentucky 60
1978 -- NCAA	Western Kentucky 87, Syracuse 86 (OT) Michigan State 90, Western Kentucky 69 Virginia Tech 89, Western Kentucky 84 (OT)
1980 -- NCAA	Alabama-Birmingham 93, Western Kentucky 68
1981 -- NCAA	Purdue 72, Western Kentucky 65
1982 -- NIT	



## 2010-11 All-Ohio Valley Conference Men's Basketball Teams

(as voted on by the league's head basketball coaches and sports information directors)

**OVC Player of the Year:** Kenneth Faried, Morehead State

**OVC Defensive Player of the Year:** Kenneth Faried, Morehead State

**OVC Freshmen of the Year:** Patrick Miller, Tennessee State

**OVC Coach of the Year:** Billy Kennedy, Murray State

### ALL-OVC FIRST TEAM

<u>NAME, SCHOOL</u>	<u>POS.</u>	<u>HT.</u>	<u>WT.</u>	<u>CL.</u>	<u>HOMETOWN</u>	<u>KEY STATS</u>
*& @Kenneth Faried, Morehead State	C	6-8	228	Sr.	Newark, N.J.	17.6 ppg, 14.3 rpg, 2.1 bpg, 63.7 FG%
TyShwan Edmondson, Austin Peay	G	6-3	175	Jr.	Hopkinsville, Ky.	17.6 ppg, 4.5 rpg, 1.9 spg, 70 3's
^Kevin Murphy, Tennessee Tech	F	6-6	185	Jr.	Fairburn, Ga.	15.8 ppg, 4.5 rpg, 1.9 apg, 46.9 FG%
Demonte Harper, Morehead State	G	6-4	195	Sr.	Nashville, Tenn.	15.4 ppg, 4.6 rpg, 3.3 apg, 52 3's
#Isaiah Canaan, Murray State	G	6-0	175	So.	Biloxi, Miss.	12.0 ppg, 2.4 apg, 55 3-pointers

### ALL-OVC SECOND TEAM

<u>NAME, SCHOOL</u>	<u>POS.</u>	<u>HT.</u>	<u>WT.</u>	<u>CL.</u>	<u>HOMETOWN</u>	<u>KEY STATS</u>
Leon Powell, Southeast Missouri	F	6-7	210	R-Jr.	St. Louis, Mo.	14.5 ppg, 7.8 rpg, 1.5 bpg, 64.0 FG%
*^Isacc Miles, Murray State	G	6-2	205	Sr.	Kansas City, Mo.	10.7 ppg, 3.8 apg, 45.3 FG%
*#B.J. Jenkins, Murray State	G	6-0	205	Sr.	Virginia Beach, Va.	11.2 ppg, 3.6 rpg, 1.6 spg, 55 3's
#Robert Covington, Tennessee State	F	6-9	210	So.	Bellwood, Ill.	13.4 ppg, 7.6 rpg, 1.5 bpg, 49.7 FG%
Kenny Moore, Tennessee State	F	6-7	220	Jr.	Philadelphia, Pa.	14.5 ppg, 6.8 rpg, 1.4 spg, 46.3 FG%

### ALL-NEWCOMER TEAM

<u>NAME, SCHOOL</u>	<u>POS.</u>	<u>HT.</u>	<u>WT.</u>	<u>CL.</u>	<u>HOMETOWN</u>	<u>KEY STATS</u>
TyShwan Edmondson, Austin Peay	G	6-3	175	Jr.	Hopkinsville, Ky.	17.6 ppg, 4.5 rpg, 1.9 spg, 70 3's
Kenny Moore, Tennessee State	F	6-7	220	Jr.	Philadelphia, Pa.	14.5 ppg, 6.8 rpg, 1.4 spg, 46.3 FG%
Leon Powell, Southeast Missouri	F	6-7	210	R-Jr.	St. Louis, Mo.	14.5 ppg, 7.8 rpg, 1.5 bpg, 64.0 FG%
Zac Swansey, Tennessee Tech	G	6-1	180	R-Jr.	Dunwoody, Ga.	9.9 ppg, 3.2 rpg, 6.4 apg, 2.1 spg
Patrick Miller, Tennessee State	G	6-0	185	Fr.	Chicago, Ill.	11.4 ppg, 3.2 rpg, 3.0 apg, 1.4 spg

\* - All-OVC 1st Team in 2009-10

% - All-OVC 2nd Team in 2009-10

# - All-Newcomer Team in 2009-10

& - All-OVC 1st Team in 2008-09

^ - All-Newcomer Team in 2008-09

@ - All-Newcomer Team in 2007-08

*Stats listed are through the completion of the regular season*



## NOTES FROM AROUND THE LEAGUE

---

**Record Four OVC Teams in Postseason Play:** For the first time in OVC history, four different men's basketball teams will be competing in postseason play this season. Morehead State won the OVC Tournament and will be competing in its seventh NCAA Championship (and second in three years) while Murray State was the regular season champion and earned a bid to the NIT, the seventh time the Racers will be playing in the event (and first since 1996). Austin Peay earned a bid to the College Basketball Invitational (CBI) while Tennessee Tech will be competing in the CollegeInsider.com Postseason Tournament (CIT). This marks the third-straight season that three or more OVC teams have participated in postseason competition, also a first for the league. Three OVC teams were in the postseason in each 2009 and 2010.

**Four OVC Teams Reach 20 Wins in Same Season for First Time in 2011:** In both 2009 (UT Martin, Eastern Kentucky, Morehead State) and 2010 (Murray State, Morehead State, Eastern Kentucky) the OVC had three teams reach 20 or more wins in the same season, marking the first time in league history that had happened in back-to-back years. This season the league did one better as four teams won 20 or more games for the first time ever (and each of those teams are playing in the postseason). Morehead State enters the postseason with 24 wins while Murray State has 23 and Austin Peay and Tennessee Tech have 20 wins apiece.

**The OVC All-Time in the NCAA Tournament:** The OVC enters the 2011 NCAA Championship having won NCAA Tournament games in each of the past two seasons, marking the first time since 1988 and 1989 than OVC teams have won games in back-to-back years (and only fifth time in history). If Morehead State wins a game this year, it will be the first time since 1987-89 (and only third time ever) that the league has won a NCAA Tournament game in three straight seasons. In 2009 Morehead State won the Opening Round game in front of a record crowd in Dayton, 58-43 over Alabama State; the Eagles would go on to lose to the overall No. 1 seed Louisville in the First Round (UofL is the Eagles opponent once again in the NCAA Tournament this season). Last year Murray State's Danero Thomas nailed a jumper at the buzzer as No. 13 seed Murray State upset No. 4 seed Vanderbilt 66-65 in the First Round. The Racers would go on to push No. 5 seed Butler to the limit, losing 54-52 to the eventual national runner-up in the second round. OVC teams are 22-62 all-time in the NCAA Tournament.

**More on NCAA Tournament Seeding:** Morehead State earned the second-straight No. 13 seed for the OVC this season, a year after Murray State was a No. 13 seed (and topped Vanderbilt in the first round). The back-to-back 13 seeds are the best for the league since 2003 and 2004 when Austin Peay was a No. 13 seed in 2003 and Murray State was a No. 12 seed in 2004. This comes just two years after Morehead State was a No. 16 seed and played in the Opening Round game in Dayton (2009).

**The OVC All-Time in the NIT:** After winning the OVC Regular Season Championship (with a 14-4 record) but coming up short in the OVC Tournament, Murray State earned an automatic bid into the National Invitational Tournament (NIT). The Racers appearance is the first for an OVC team since UT Martin played in the event in 2009 (falling 87-82 at No. 1 seed Auburn). OVC teams are 12-22 all-time in the NIT. The most recent success was Tennessee Tech in 2002; the Golden Eagles (coach then by Jeff Lebo) beat Georgia State, Dayton and Yale before falling to Memphis in the quarterfinals (one game short of playing in Madison Square Garden). Murray State has appeared in the NIT six previous times (1980, 1982, 1983, 1989, 1994 and 1996). The Racers won two games in the NIT in 1980 but after 0-6 since then (and 2-6 all-time in the event).

**The OVC All-Time in the CBI:** Austin Peay is competing in the College Basketball Invitational (CBI) for the first time in 2011. Austin Peay has competed in the postseason in four of the last five years, playing in the NIT in 2007, NCAA Tournament in 2008 and the CollegeInsider.com Postseason Tournament in 2009. This marks the second-straight year that an OVC team has competed in the CBI as both Eastern Kentucky and Morehead State hosted home games a season ago. EKV lost in its first game but Morehead State knocked off Colorado State and advanced to the quarterfinals where they lost to Boston University. The CBI is a 16-team, single-elimination tournament (up until the championship, which becomes a best 2-out-of-3) that is now in its fourth season.

**The OVC All-Time in the CIT:** Tennessee Tech is the second OVC team to compete in the CollegeInsider.com Postseason Tournament (CIT) when they play at Western Michigan this season. Previously Austin Peay played at Bradley in the 2009 event. The CIT was established in 2009 with 16 teams in the field and that was expanded to 24 teams this season. The event will be broadcast live through Fox College Sports Broadband.

**Morehead State Wins 2011 OVC Tournament Championship:** After going 25 years between OVC Tournament Championships, Morehead State won its second OVC Championship in three years on March 5, topping Tennessee Tech in the title game. The Eagles have also been OVC Tournament Champions in 1983, 1984 and 2009. With the victory the team is making its seventh NCAA Tournament appearance (1956, 1957, 1961, 1983, 1984, 2009, 2011) and the team is 5-7 all-time in the event.

**Murray State Claims 2011 OVC Regular Season Championship:** Murray State claimed the 2011 OVC Regular Season Championship this year, its 22nd OVC title and second in as many years. MSU has also won OVC Regular Season titles in 1951, 1954, 1968, 1969, 1980, 1982, 1983, 1988, 1989, 1990, 1991, 1992, 1994, 1995, 1996, 1997, 1988, 1999, 2000, 2006 and 2010. The 22 titles are the most in OVC history; former member Western Kentucky has the second-most titles (19), while Morehead State's nine titles are the next most among active members.

**Faried Named Second-Team All-American by USBWA:** Morehead State's senior center **Kenneth Faried** has been named a second-team All-American by the United States Basketball Writers Association (USBWA). Faried was among just 10 standout players on the squad that also included the likes of Jimmer Fredette, Nolan Smith, Jared Sullinger and Kemba Walker. Entering the NCAA Tournament Faried leads the nation in rebounding (14.5/game), double-doubles (27) and field goal percentage (64.4%). The USBWA was formed in 1956 at the urging of then-NCAA Executive Director Walter Byers. Today, it is one of the most influential organizations in college basketball. It has selected an All-America team since the 1956-57 season.

**Harper Named MVP of OVC Tournament:** Playing in his hometown of Nashville, Tenn., Morehead State senior guard **Demonte Harper** was the media vote for OVC Tournament MVP honors after leading the Eagles to its fourth OVC Tournament title. Harper averaged 26.0 points, 8.5 rebounds, 5.0 assists and 2.0 steals/game in MSU's two OVC Tournament games and was instrumental in the first half of the Championship Game win over No. 4 seed Tennessee Tech. Harper had 25 points and six rebounds in the semifinal victory over No. 3 seed Austin Peay and nearly added a triple-double in the Championship Game as he had 27 points, 11 rebounds and eight assists against TTU. Despite not winning Tournament MVP honors as he did as a sophomore in 2009, senior **Kenneth Faried** still put up mind-boggling numbers in his two games. Faried averaged 18.0 points, 18.0 rebounds and 6.5 blocks/game while hitting 76.5 percent from the field. Faried had 12 points, 21 rebounds, three steals and tied the OVC Tournament record with eight blocks in the win over Austin Peay and added 24 points, 15 rebounds and five blocks in Tech victory.

**Faried Sets OVC Tournament Single Game Record for Blocks:** Morehead State senior **Kenneth Faried** tied the OVC Tournament single-game record for blocked shots in a semifinal victory over Austin Peay on March 4. Faried blocked eight shots to tie the mark also held by Lorenzo Coleman of Tennessee Tech (1996) and Pearson Griffith of Murray State (2006).

**Faried Has Three of the Ten 20/20 Games Nationally This Season:** Morehead State's **Kenneth Faried** had a monster game at SIU Edwardsville on Nov. 28, scoring 25 points and pulling down 20 rebounds in a win. On Jan. 27 against Tennessee State Faried did even better, scoring 23 points and recording 23 rebounds in a victory (the 23 rebounds are tied for the most by a Division I player in a game this season). The next game out Faried hit the 20/20 mark again, scoring 21 points and grabbing 20 rebounds in a win at Jacksonville State (Feb. 3). Those are three of just 10 20/20 games at the Division I level this season. Faried also had a 20/20 game last season (23 points, 21 rebounds at Tennessee State - that was one of just nine 20/20 efforts nationally during the 2009-10 season) and a 20/20 game in 2008-09 (27 points, 24 rebounds against Florida A&M).

Keith Benson, Oakland (22 points, 22 rebounds) vs. Austin Peay (Nov. 27)

**Kenneth Faried, Morehead State (25 points, 20 rebounds) at SIUE (Nov. 28)**  
Mike Smith, East Tennessee (20 points, 20 rebounds) vs. Florida Gulf Coast (Jan. 8)  
**Kenneth Faried, Morehead State (23 points, 23 rebounds) vs. Tennessee St. (Jan. 27)**  
**Kenneth Faried, Morehead State (21 points, 20 rebounds) at Jacksonville St. (Feb. 3)**  
Ryan Rossiter, Siena (23 points, 20 rebounds) vs. Loyola (Md.) (Feb. 7)  
Norris Cole, Cleveland State (41 points, 20 rebounds) vs. Youngstown State (Feb. 12)  
Justin Fry, UMBC (20 points, 20 rebounds) vs. Hartford (Feb. 19)  
Antwan Carter, Longwood (33 points, 20 rebounds) vs. Washington Adventist (Feb. 24)  
Carl Montgomery, Chicago State (27 points, 21 rebounds) vs. South Dakota (March 10)

**Faried Establishes NCAA Modern Career Rebounding Record (Since 1973):** For players who have began their careers since 1973 (when freshmen were once again allowed to play NCAA basketball), no NCAA Division I player has grabbed more rebounds than Morehead State's **Kenneth Faried**. Faried currently has 1,643 rebounds and passed Tim Duncan for first place on the list on Feb. 19 (Duncan's record was 1,570). In all-time NCAA records his 1,643 rebounds ranks 11th. He is just 32 rebounds away from that Top 10 list; that 10th spot is occupied by Morehead State's Steve Hamilton, who is the OVC's all-time leading rebounder. Below is the list of Top 5 rebounders since 1973.

**1,643 - Kenneth Faried, Morehead State**

1,570 - Tim Duncan, Wake Forest  
1,537 - Derrick Coleman, Syracuse  
1,514 - Malik Rose, Drexel  
1,511 - Ralph Sampson, Virginia

**Faried Second in NCAA History in Career Double-Doubles:** Morehead State's **Kenneth Faried** has 27 double-doubles this season (in 33 total games), which ranks first nationally (two ahead of Maryland's Jordan Williams and Siena's Ryan Rossiter). Currently his 84 career double-doubles ranks tied for second in NCAA history (with Ralph Sampson). The NCAA career record for double-doubles is 87 by Wake Forest's Tim Duncan.

87 - Tim Duncan, Wake Forest

**84 - Kenneth Faried, Morehead State, Ralph Sampson, Virginia**

83 - Derrick Coleman, Syracuse; Lionel Simmons, LaSalle

80 - Malik Rose, Drexel

79 - Oscar Robinson, Cincinnati

78 - Jerry Lucas, Ohio State; Mel Counts, Oregon State; Lew Alcindor, UCLA

**Faried Only Player in OVC History With 1,900 Points, 1,600 Rebounds:** In the long history of the Ohio Valley Conference, Morehead State's **Kenneth Faried** is the only player to have 1,900 or more career points and 1,600 or more career rebounds. He currently has 1,986 points and 1,643 rebounds.

**Murray State Spreads the Wealth; Was Last Division I Team Without a 20-Point Scorer This Season:** For the second year in a row Murray State has a very balanced attack, as no player averages more than 12.0 points/game and the team has eight players who average between 11.7 and 5.0 points/game. The Racers did not have a 20-point scorer in a game this year until their 21st game on January 29 when Isaiah Canaan scored 24 points. That made them the final Division I team (out of 345 total squads) without a 20-point scorer until that game. In addition, despite being in first place in the OVC, Murray State does not have one player who ranks in the Top 10 in both scoring and rebounding in the OVC

**Big Shot Zac:** Tennessee Tech junior guard **Zac Swansey** has been clutch in his first season in a Golden Eagle uniform as he has hit four game-winning shots (defined as a made basket on TTU's final possession) in Tech's 20 total victories. Below is a list of Swansey's game-winners this year (with when the shot was made and final score).

vs. Eastern Illinois (Dec. 19) - 2-pointer with 4.5 seconds left (65-64)

at Austin Peay (Jan. 20) - 3-pointer with 1.2 seconds left (71-68)

at Eastern Illinois (Jan. 27) - 3-pointer with 7.8 seconds left (77-74)

vs. Tennessee State (Feb. 14) - 2-pointer with 2.7 seconds left (61-59)

**The OVC Among NCAA Statistical Leaders:** In the latest NCAA statistical leaders release (March 14) Morehead State is fifth in rebounding margin (+9.2) while Tennessee Tech is 10th in field goal percentage (47.9%) and Tennessee State is 12th in free throw percentage (76.2%). Individually Morehead State's **Kenneth Faried** is first nationally in rebounding (14.5/game), double-doubles (27) and field goal percentage (64.4%), 24th in blocks (2.4/game), 37th in steals (2.0/game) and 73rd in scoring (17.6/game). Southeast Missouri's **Leon Powell** is second nationally in field goal percentage (63.0%), Murray State's **B.J. Jenkins** is seventh (90.4%) and Eastern Illinois' **Jeremy Granger** eighth (90.4%) and in free throw percentage and Tennessee Tech's **Zac Swansey** is seventh in assists (6.4/game).

**OVC Teams Compile 6-4 Mark ESPN Sears BracketBusters Series:** For the sixth-straight season every OVC team competed in the ESPN Sears BracketBusters series (on Feb. 19). After going 3-8 in BracketBusters games last season, the OVC redeemed itself this season with a 6-4 overall record, including two road victories. Eastern Illinois, Morehead State, Murray State, Southeast Missouri, Tennessee Tech and Tennessee State were the OVC teams who picked up wins. Austin Peay was the only OVC school to be in one of the 11 nationally-televised games and the Gobs lost at Fairfield; OVC teams are now 2-4 all-time in BracketBusters TV contests. Now it's ninth year, BracketBusters is an ESPN television property that was tremendously successful with its nine events. The event has allowed Division I conferences to participate in a cutting-edge format that involves "wild card" pairings from the pool of participating teams, with half of the ESPN BracketBusters teams pre-designated as "home" and the remaining half as "road" teams. This year there were 114 teams from 15 conferences in the pool of teams that were selected for one of 11 nationally-televised games. OVC schools are 25-41 all-time in the BracketBusters event.

**Loos is All-Time Winningest Coach in OVC History; Sutton Joins OVC Top 10:** With a 68-66 victory at Ohio on Dec. 9 of last season, Austin Peay head coach **Dave Loos** recorded his 320th

## OVC CAREER RECORD BOOK

### CAREER FIELD GOAL PERCENTAGE

1. Warren Kidd, MTSU (1991-93)	.664
2. Tony Easley, MUR (2006-10)	.652
<b>3. Alfred Jones, TTU (2008-present)</b>	<b>.636</b>
4. Alonzo Hird, EKU (2004-06)	.620
5. Carlos Rogers, TSU (1992-94)	.617
6. Jim Clemens, TTU (1971-74)	.602
7. Lorenzo Coleman, TTU (1993-97)	.601
8. Amadi McKenzie, TTU (2004-08)	.600
9. Matt Sisley, SEMO (1992-93)	.598
10. Joe Williams, APSU (1999-01)	.596

*Note: Jones is 283-of-445 for his career.*

### CAREER REBOUNDS

1. Steve Hamilton, MOR (1954-58)	1,675
<b>2. Kenneth Faried, MOR (2007-present)</b>	<b>1,643</b>
3. Tom Marshall, WKU (1951-54)	1,565
4. Popeye Jones, MUR (1988-92)	1,374
5. Art Spoelstra, WKU (1951-54)	1,367
6. Ralph Crosthwaite, WKU (1955, 57-59)	1,309
7. Dick Cunningham, MUR (1965-68)	1,292
8. Jim Jennings, MUR (1961-64)	1,147
9. Jim McDaniels, WKU (1969-71)	1,118
10. Jim Hagan, TTU (1957-60)	1,108

### CAREER FREE THROW PERCENTAGE

1. Steve Barrett, MUR (1971-74)	.890
2. Cory Johnson, SEMO (1997-99)	.890
<b>3. Jeremy Granger, EIU (2008-present)</b>	<b>.874</b>
4. Jim Sandfoss, MOR (1964-67)	.872
<b>5. Tyler Laser, EIU (2007-present)</b>	<b>.871</b>
6. George Bryant, EKU (1969-72)	.867
7. Arlando Johnson, EKU (1991-94)	.859
8. Jimmy Stepp, EKU (1981-83)	.854
9. Greg Coble, MUR (1989-91)	.850
10. Marcus Brown, MUR (1992-96)	.849

*Laser is 182-of-209 & Granger 222-of-254 for careers.*

### CAREER STEALS

1. Van Usher, TTU (1989-92)	279
2. DeWayne Powell, UTM (1992-96)	263
3. Garrett Richardson, TSU (2000-04)	255
4. Ricky Minard, MOR (2000-04)	247
5. Marcus Brown, MUR (1993-96)	232
6. Derek Wright, APSU (2004-08)	228
<b>7. Kenneth Faried, MOR (2007-present)</b>	<b>226</b>
8. Jamie Ross, EKU (1989-92)	221
9. Stephen Kite, TTU (1982-86)	213
10. Anthony Avery, TTU (1985-89)	202

### CAREER BLOCKS

1. Lorenzo Coleman, TTU (1993-97)	439
2. Josh Lewis, APSU (2000-03)	257
<b>3. Kenneth Faried, MOR (2007-present)</b>	<b>238</b>
4. Bob McCann, MOR (1984-87)	223
5. Ricky Tunstall, YSU (1982-84)	221
6. Carlos Rogers, TSU (1992-94)	186
7. Warren Kidd, MTSU (1990-93)	185
8. Daniel Northern, TTU (2006-09)	182
9. Cuthbert Victor, MUR (2000-04)	180
10. Bud Eley, SEMO (1995-99)	179

### 1,000 POINT CLUB

Entering the season, only two active OVC players had scored more than 1,000 points in their careers. Tyler Laser joined the club in November while Demonte Harper and Justin Stommes each joined the club on Dec. 4. Jeremy Bynum became a member on Dec. 29, Kevin Murphy on Jan. 15, Benzor Simmons on Jan. 24 and Isacc Miles on March 4. Below is a list of the members of the club and the other players who have a chance of joining the club this season.

1986	Kenneth Faried, Morehead State
1498	Nick Murphy, Jacksonville State
1424	Demonte Harper, Morehead State
1310	Kevin Murphy, Tennessee Tech
1277	Justin Stommes, Eastern Kentucky
1158	Jeremy Bynum, Jacksonville State
1130	Benzor Simmons, UT Martin
1087	Tyler Laser, Eastern Illinois
1009	Isacc Miles, Murray State

917	Ivan Aska, Murray State
878	Anthony Campbell, Austin Peay
878	Reuben Clayton, UT Martin



career victory while in the OVC, a mark that ranks first all-time. Loos passed Cal Luther (319 wins at Murray State and UT Martin) for the all-time mark. Loos, the Dean of OVC coaches, is now in his 21st year at Austin Peay where he also serves as the Athletics Director, making him the only Division I head men's basketball coach to hold that distinction. Loos is one of just 14 active Division I coaches to have coached at the same school for 20 or more years. Loos now has 351 victories in his tenure at Austin Peay and 433 for his career. Tennessee Tech head coach **Mike Sutton** joined the OVC all-time Top 10 list with his 141st victory on Feb. 3, 2011 (a victory over Eastern Kentucky). Sutton currently has 149 victories in his nine-year tenure at TTU, a mark that ranks ninth in OVC history.

**Faried Named Oscar Robertson National Player of the Week (Feb. 1):** The U.S. Basketball Writers Association (USBWA) selected Morehead State center **Kenneth Faried** as its Oscar Robertson National Player of the Week for games ending the week of Sunday, Jan. 30. The USBWA's weekly honor is presented by Blue Ribbon College Basketball Yearbook and chosen by a representative of the USBWA board of directors from a list of Division I conference players of the week. During the week Faried averaged 17.7 points and 18.0 rebounds while leading the Eagles to three wins of then first-place teams, including two key conference victories. Faried posted a 23-point, 23-rebound effort in a 72-65 win over Tennessee State (at the time his second of the season). Faried began the week with a 13-point, 15-rebound, 2-block, 3-steal game at Mid American Conference-leading Ball State, as the Eagles won 50-48 and snapped BSU's seven-game home winning streak. He capped the week with 17 points and 16 rebounds in a 69-56 victory over OVC-leading Austin Peay, avenging an overtime loss to the Governors earlier this season.

**Morehead State's Proffitt Named Capital One Academic All-District as Selected by CoSIDA:** Morehead State men's basketball junior **Ty Proffitt** has been named to the Capital One Academic All-District® First-Team as selected by CoSIDA for District IV. The award, which recognizes both academic and athletic prowess is selected by members of CoSIDA (College Sports Information Directors of America). Proffitt, a finance major, represents the men's basketball team on MSU's Student-Athlete Advisory Council, and he is a member of Beta Gamma Sigma business fraternity. Along with his teammates, Proffitt has participated in MS Walk, Heart Walk, has helped with local trash clean-up efforts, and volunteers his time for clothing and food shelters. To be eligible for nomination, a student-athlete must have reached sophomore academic standing and have at least a 3.30 cumulative grade point average. The Academic All-District® teams are divided into eight geographic districts across the United States and Canada. The University Division team includes NCAA Division I participants, while the College Division team combines NCAA Division II, NCAA Division III, NAIA, Canadian and two-year schools. District IV selections come from schools located within the states of Alabama, Kentucky, Michigan, Ohio and Tennessee.

**Home Court Winning Streaks Come to an End:** OVC teams has had two long home court winning streaks come to an end this season. Murray State had a 25-game home court winning streak snapped by Austin Peay on Jan. 8, a streak that dated back to Feb. 21, 2009. Morehead State saw its 24-game home court streak come to an end on Jan. 22 against Eastern Kentucky, the first home loss since Nov. 29, 2009 (Kent State).

**Faried on Wooden Award Final 20 Ballot:** Morehead State University senior center **Kenneth Faried** was one of the 20 players nationally on the John R. Wooden Award final ballot released on March 14 (he was also on the Midseason Top 30 list released in January). Selected by the Wooden Award National Advisory Board, the National Ballot consists of approximately 20 top players who have proven to their universities that they are also making progress toward graduation and maintaining at least a cumulative 2.0 GPA. The Wooden Award All-American Team will be announced the week of the "Elite Eight" round during the NCAA Tournament, making it unique among college postseason awards. The 35th annual Wooden Award ceremony, which will include the announcement of the Men's and Women's Wooden Award winners, a special tribute to Coach Wooden and Wooden Award founder Duke Llewellyn, and the presentation of the Wooden Award All American Teams and the Legends of Coaching Award, will take place the weekend of April 8-10, 2011.

**Faried Named to Naismith Award Midseason Top 30 Watch List:** Morehead State senior **Kenneth Faried** is one of 30 players named to the 2010-11 Naismith Award midseason watch list as announced by the Atlanta Tipoff Club. The Naismith Trophy is the most prestigious national award presented annually to college basketball's player of the year. Faried is the reigning OVC Player and Defensive Player of the Year, and was named this year's OVC Preseason Player of the Year. Last year, he averaged 16.9 points and 13.0 rebounds per game, leading the nation with 456 total rebounds. He also led the conference with 67 blocked shots and collected 56 steals on his way to honorable mention All-American honors. The watch list is compiled by the Atlanta Tipoff Club's Board of Selectors, which based its criteria on player performances from the previous year and expectations for the 2010-11 college basketball season. The Naismith Trophy presented by AT&T will be awarded at the 2011 NCAA Men's Final Four in Houston.

**Faried Named Candidate for Lowe's Senior CLASS Award:** Morehead State senior center **Kenneth Faried** was one of 30 candidates for the Lowe's Senior CLASS Award in men's basketball. To be eligible for the award, a student-athlete must be classified as an NCAA Division I senior and have notable achievements in four areas of excellence - community, classroom, character and competition. An acronym for Celebrating Loyalty and Achievement for Staying in School®, the Lowe's Senior CLASS Award focuses on the total student-athlete and encourages students to use their platform in athletics to make a positive impact as leaders in their communities. The candidate class was narrowed to 10 men's finalists in January but Faried was not on that list.

**OVC Tournament Makes Move to Municipal Auditorium with More Teams, New Format:** Beginning this season the OVC Basketball Tournament moved to Municipal Auditorium in Nashville as its new annual home. This year's event will mark the 17th time in the last 18 years the league's marquee event was held in Music City, USA (2002 was the lone year the event was not held in Nashville). It marked the sixth time the combined men's and women's tournament has been held in Municipal, following the 1994, 1995, 1996, 2004 and 2008 events (a men's only event was also held there in

## OVC ACTIVE CAREER LEADERS

### POINTS SCORED

1986	Kenneth Faried, Morehead State
1498	Nick Murphy, Jacksonville State
1424	Demonte Harper, Morehead State
1310	Kevin Murphy, Tennessee Tech
1277	Justin Stommes, Eastern Kentucky
1158	Jeremy Bynum, Jacksonville State
1130	Benzor Simmons, UT Martin
1087	Tyler Laser, Eastern Illinois
1009	Isacc Miles, Murray State
917	Ivan Aska, Murray State

### REBOUNDS

1643	Kenneth Faried, Morehead State
679	Nick Murphy, Jacksonville State
551	John Fraley, Austin Peay
515	Ivan Aska, Murray State
474	Benzor Simmons, UT Martin
474	Demonte Harper, Morehead State
456	Jeffery McClain, Murray State
433	Robert Covington, Tennessee State
399	Stephen Hall, Jacksonville State
383	Alfred Jones, Tennessee Tech
372	Justin Stommes, Eastern Kentucky
354	Kevin Murphy, Tennessee Tech

### ASSISTS

393	Demonte Harper, Morehead State
388	Caleb Brown, Austin Peay
368	Isacc Miles, Murray State
300	Justin Stommes, Eastern Kentucky
271	Wil Peters, Tennessee State
228	Nick Murphy, Jacksonville State
228	Tyler Laser, Eastern Illinois
225	Jeremy Granger, Eastern Illinois
216	B.J. Jenkins, Murray State
214	Tyrone Caldwell, Austin Peay
207	Zac Swansey, Tennessee Tech

### STEALS

226	Kenneth Faried, Morehead State
190	Nick Murphy, Jacksonville State
164	Demonte Harper, Morehead State
138	Caleb Brown, Austin Peay
117	Justin Stommes, Eastern Kentucky
116	Reuben Clayton, UT Martin
113	Isacc Miles, Murray State
112	B.J. Jenkins, Murray State
82	Joshua Jones, Eastern Kentucky
81	Jeremy Granger, Eastern Illinois
80	Robert Covington, Tennessee State
78	Jeffery McClain, Murray State
78	Zach Bailey, Tennessee Tech

### BLOCKED SHOTS

238	Kenneth Faried, Morehead State
88	John Fraley, Austin Peay
75	Sean Thurston, Jacksonville State
74	Marcel Williams, Austin Peay
72	James Hollowell, Eastern Illinois
66	Robert Covington, Tennessee State
65	Bassey Inameti, Tennessee Tech
54	Andres Irrazabal, UT Martin
52	Michael Green, Tennessee State
50	Leon Powell, Southeast Missouri
48	Spencer Perrin, Eastern Kentucky
45	Demonte Harper, Morehead State
42	Alfred Jones, Tennessee Tech
38	Stephen Hall, Jacksonville State

### 3-POINTERS MADE

229	Jeremy Bynum, Jacksonville State
210	Justin Stommes, Eastern Kentucky
165	Tyler Laser, Eastern Illinois
153	Demonte Harper, Morehead State
144	Joshua Jones, Eastern Kentucky
136	Terrance Hill, Morehead State
125	Marland Smith, Southeast Missouri
122	B.J. Jenkins, Murray State
119	Isacc Miles, Murray State
117	Jacquan Nobles, Tennessee State
112	Anthony Campbell, Austin Peay
111	Josh Daniel, Eastern Kentucky
110	Isaiah Canaan, Murray State
110	Kevin Murphy, Tennessee Tech

1989). New this season was the fact that all eight men's and all eight women's teams that qualify for the tournament field will gather at a single site for the entire tournament (previously first round games were played on campus sites with the semifinals and finals being held in Nashville). It marked the first time since 1996 that the entire tournament has been held at one site. The bracket also shifted from a traditional 1 vs. 8, 2 vs. 7, etc. format to a merit-based format that rewards the top teams during the regular season with byes into the quarterfinals and semifinals (the No. 1 and 2 seeds will receive double byes into the semifinals while the No. 3 and 4 seeds will receive a bye into the quarterfinals).

**More on Municipal Auditorium:** As part of the deal to host the tournament at Municipal Auditorium, the Nashville City Council and Municipal Auditorium committed \$200,000 to improvements at the venue, which opened in 1962. Among the major improvements that will be completed prior to this year's championship are upgrades to the dressing rooms, two new scoreboards and the new OVC-branded playing surface. The floor, which was unveiled at the league's Media Day event in October, was built by Horner Sports Flooring, whose corporate headquarters are in Dollar Bay, Mich. The company has made floors for many collegiate and National Basketball Association (NBA) teams, including building the floor for the 2010 NBA All-Star Game which was held at Texas Stadium. The Horner Pro King portable floor at Municipal Auditorium was purchased for a cost of \$71,960; the court will be used for the OVC Tournament, various high school games/tournaments and special events such as the Harlem Globetrotters.

**The 2010-11 Season:** The 2010-11 season marks the 63rd of competition in the OVC. Over the previous 62 years, 12 different teams have claimed an OVC regular season championship, including three different schools in the past three years.

**OVC Has Postseason Success:** After several years of not having much postseason success, OVC teams have turned it around the past two years. Each of the last two years the league has sent three teams to the postseason, including Murray State to the NCAA Tournament and Eastern Kentucky and Morehead State to the College Basketball Invitational (CBI) last season. The biggest splash came from No. 13 seed Murray State who knocked off No. 4 seed Vanderbilt 66-65 in the NCAA Tournament when Danero Thomas hit a jumper at the buzzer. It was the first time an OVC team had won a First Round NCAA Tournament game since 1989 (when MTSU beat Florida State) and marked the second year in a row the league had won a NCAA Tournament game (Morehead State beat Alabama State in the Opening Round game in 2009). Murray State would lose to eventual national runner-up Butler in the Second Round, falling 54-52. Morehead State would win its first game in the CBI, marking the first time since 1988 that two different OVC teams had won postseason games in the same season.

**OVC Players in the NBA:** Entering the season there was just one former OVC player on a NBA roster. Former UT Martin All-American **Lester Hudson** began the year on the roster of the Washington Wizards but was waived on Nov. 22. Hudson was re-signed by the Wizards on Dec. 20 but waived once again on Jan. 5. Hudson was a two-time OVC Player of the Year at UT Martin before being selected No. 58 overall by the Boston Celtics in the 2009 NBA Draft. Hudson spent half of his rookie season with the Celtics before finishing the year with the Memphis Grizzlies and in the NBA Development League. There are also two former OVC players playing in the NBA Development League as former Tennessee Tech standout **Willie Jenkins** is with the Idaho Stampede and Jacksonville State's **Walker Russell** is with the Fort Wayne Mad Ants and was named to the D-League All-Star Game this season for the second time in three years.

**Murray State Picked as Preseason Co-Favorites:** In a vote of Ohio Valley Conference head men's basketball coaches and sports information directors, Murray State received 18 first-place votes and was picked as the favorite for the 2010-11 season. Last season Murray State won an OVC-record 31 games on its way to the OVC regular season and tournament championship as well as a NCAA Tournament first round victory over No. 4 seed Vanderbilt. It marks the 14th time in the last 22 years that Murray State has been picked the preseason favorite and third in a row (they were tabbed co-favorites with Morehead State last season). Murray State received 162 total points and was followed next by Morehead State (2 first-place votes, 146 points), who was a consensus No. 2 pick. Eastern Illinois was picked third (123) and was followed by Austin Peay (107), Eastern Kentucky (92), Tennessee Tech (85), Tennessee State (81), Jacksonville State (51), Southeast Missouri (41) and UT Martin (20).

**Preseason Predictions:** Is being picked the preseason favorite, always a good thing? Over the past 31 years of preseason polls that were available, the league's head coaches and sports information directors correctly pick the eventual OVC regular season champion 61 percent of the time, picking the correct winner 20 times over the last 32 years. Prior to this year, over the past 10 years, the preseason poll has correctly picked the winner every other year. This year the streak was finally broken this season when the poll correctly picked Murray State to win the regular season title, the second year in a row the poll was accurate.

<u>Year</u>	<u>Predicted Champion</u>	<u>Actual Champion</u>
2000-01	Austin Peay	Tennessee Tech
2001-02	Tennessee Tech	Tennessee Tech
2002-03	Murray State	Austin Peay/Morehead State
2003-04	Austin Peay	Austin Peay
2004-05	Murray State	Tennessee Tech
2005-06	Murray State	Murray State
2006-07	Samford	Austin Peay
2007-08	Austin Peay	Austin Peay
2008-09	Murray State	UT Martin
2009-10	Morehead State/Murray State	Murray State
2010-11	Murray State	Murray State

**Morehead State's Faried Tabbed as Preseason Player of the Year:** The 2010-11 All-OVC Pre-season Men's Basketball team was headlined by Morehead State senior center **Kenneth Faried**,

## ALL-TIME NCAA CAREER LEADERS

### CAREER REBOUNDS (SINCE 1973)

1. <b>Kenneth Faried, Morehead St. (2007-11)</b>	<b>1,643</b>
2. Tim Duncan, Wake Forest (1993-97)	1,570
3. Derrick Coleman, Syracuse (1986-90)	1,537
4. Malik Rose, Drexel (1992-96)	1,514
5. Ralph Sampson, Virginia (1979-83)	1,511
6. Pete Padgett, Nevada (1972-76)	1,464
7. Lionel Simmons, LaSalle (1986-90)	1,429
8. Anthony Bonner, St. Louis (1986-90)	1,424
9. Tyrone Hill, Xavier (1986-90)	1,380
10. Popeye Jones, Murray State (1988-92)	1,374

*List is for players who began their careers since 1973, when freshmen were once again eligible to play in the NCAA.*

### CAREER REBOUNDS (ALL-TIME)

1. Tom Gola, LaSalle (1951-54)	2,201
2. Joe Holup, G. Washington (1952-56)	2,030
3. Charlie Slack, Marshall (1952-56)	1,916
4. Ed Conlin, Fordham (1951-55)	1,884
5. Dickie Hemric, Wake Forest (1951-54)	1,802
6. Paul Silas, Creighton (1961-64)	1,751
7. Art Quimby, Connecticut (1951-55)	1,716
8. Jerry Harper, Alabama (1952-56)	1,688
9. Jeff Cohen, William & Mary (1957-61)	1,679
10. Steve Hamilton, Morehead State (1954-58)	1,675
11. <b>Kenneth Faried, Morehead St. (2007-11)</b>	<b>1,643</b>
12. Charlie Tyra, Louisville (1953-57)	1,617
13. Bill Russell, San Francisco (1953-56)	1,606
14. Elvin Hayes, Houston (1965-68)	1,602
15. Marvin Barnes, Providence (1971-74)	1,592
16. Tim Duncan, Wake Forest (1993-97)	1,570
17. Ron Shavlik, N.C. State (1953-56)	1,567
18. Tom Marshall, WKU (1951-54)	1,565
19. Elgin Baylor, Seattle (1955-58)	1,559
20. Ernie Beck, Penn (1950-53)	1,557
21. Dave DeBusschere, Detroit (1959-62)	1,552
22. Wes Unseld, Louisville (1965-68)	1,551
23. Derrick Coleman, Syracuse (1986-90)	1,537
24. Malik Rose, Drexel (1992-96)	1,514
25. Ralph Sampson, Virginia (1979-83)	1,511

### CAREER DOUBLE-DOUBLES

1. Tim Duncan, Wake Forest (1993-97)	87
2. <b>Kenneth Faried, Morehead State (2007-11)</b>	<b>84</b>
Ralph Sampson, Virginia (1979-83)	84
4. Derrick Coleman, Syracuse (1986-90)	83
Lionel Simmons, Drexel (1986-90)	83
6. Malik Rose, Drexel (1992-96)	80
7. Oscar Robertson, Cincinnati (1957-60)	79
8. Jerry Lucas, Ohio State (1959-62)	78
Mel Counts, Oregon State (1961-64)	78
Lew Alcindor, UCLA (1966-69)	78

## ALL-TIME OVC COACHING WINS

Austin Peay head coach Dave Loos became the winningest coach in OVC history during the 2009-10 season. Loos passed the all-time mark previously held by Cal Luther and currently has 351 victories. Tennessee Tech head coach Mike Sutton entered the Top 10 with his 141st victory on Feb. 3, 2011 against Eastern Kentucky. Below is a list of where the 10 current head coaches rank in OVC history. The overall record listed includes only seasons the coaches were a member of the OVC. In total, 91 coaches have led programs while a member of the OVC from 1948 to the present.

1. <b>Dave Loos, APSU (1990-present)</b>	<b>351-289</b>
2. Cal Luther, MUR/UTM (1958-74, 92-99)	319-283
3. E.A. Diddle, WKU (1948-64)	296-143
4. Lake Kelly, APSU (1971-77, 85-90)	189-122
5. Madison Brooks, ETSU (1957-73)	186-199
6. Paul McBrayer, ECU (1948-62)	181-133
7. Bob Laughlin, MOR (1953-65)	166-120
8. Jimmy Earle, MTSU (1969-79)	164-103
9. <b>Mike Sutton, TTU (2002-present)</b>	<b>149-129</b>
10. John Oldham, WKU (1964-71)	146-41

marking the second year in a row he has been bestowed that honor. Faried was named both the OVC Player of the Year and Defensive Player of the Year in 2009-10. Overall seven different schools were represented on the team with Murray State's four selections leading the way. Morehead State had two selections while Austin Peay, Eastern Illinois, Eastern Kentucky, Jacksonville State and Tennessee Tech had one player apiece on the squad. The team features four players who were All-OVC first-team selections last season. The team also has one player who was a second-team selection and two players who were on the All-Newcomer squad. In addition to Faried, Murray State's **B.J. Jenkins** and **Isacc Miles** and Eastern Illinois' **Tyler Laser** were each first-team All-OVC picks last season and are each on the preseason team this year. Austin Peay's **Anthony Campbell** was the lone second-team selection from last season who returned to the OVC this year, while Murray State's **Isaiah Canaan**, along with Jenkins, were the All-Newcomer selections from last year who were on this year's preseason team. The Preseason All-OVC team was rounded out by Murray State's **Ivan Aska**, Morehead State's **Demonte Harper**, Tennessee Tech's **Kevin Murphy**, Jacksonville State's **Nick Murphy** and Eastern Kentucky's **Justin Stommes**.

**All League Head Coaches Return:** For the second-time in four years, every OVC head coach returns from the previous season. This last happened in the 2007-08 season. Overall it is the seventh time there has been no turnover in coaches between seasons since the 1978-79 season (the other years were 1978-79, 1993-94, 1994-95, 2001-02, 2004-05 and 2007-08).

**Replay Systems for OVC Basketball Venues Enter Year Four:** On Dec. 21, 2007, the Ohio Valley Conference mandated the use of courtside replay systems at all OVC basketball venues. The systems were put into place in January 2008 and have been used since. The systems are used in situations that are outlined by NCAA rules.

**SIU Edwardsville Continues Reclassification Process to Division I:** On July 1, 2008 Southern Illinois University Edwardsville became the 11th member of the Ohio Valley Conference. SIU Edwardsville, who is in the reclassification process to Division I, will begin regular season competition in the OVC during the 2011-12 academic year and will be eligible for postseason competition in 2012-13. The exception is the SIUE softball program, which will be eligible for both regular season and tournament competition this year; the softball program was the department's women's sport designee to be fast-tracked to Division I, making it eligible to compete at Division I prior to other SIUE sports. SIUE is located in Edwardsville, Ill., which is just northeast of St. Louis (the 18th largest media market in the United States).

**OVCsports.TV:** For the fifth consecutive year, fans can watch nearly every Conference matchup and all non-conference home contests this season at OVCsports.TV. The venture with NeuLion (formerly JumpTV Sports) allows fans to access live and on-demand streaming video and audio of conference matchups (excluding only national television games which are not available) on their home computer. The premium Web site was launched in July 2006 and has streamed over 1,000 events in its first four years, including all Conference matchups in football and men's and women's basketball as well as select baseball, soccer, softball and volleyball events and OVC Championship events. Packages are available on a yearly, seasonal, monthly or per-event basis.



## 2010-11 SUPERLATIVES

### Double-Doubles

#### Kenneth Faried, Morehead State (27)

21 points, 13 rebounds vs. Asbury (Nov. 12)  
 16 points, 13 rebounds at UNC Wilmington (Nov. 18)  
 20 points, 18 rebounds at #9 Florida (Nov. 21)  
 15 points, 12 rebounds at #3 Ohio State (Nov. 23)  
 25 points, 20 rebounds at SIU Edwardsville (Nov. 28)  
 15 points, 20 rebounds vs. UT Martin (Dec. 2)  
 21 points, 10 rebounds vs. Murray State (Dec. 4)  
 20 points, 14 rebounds vs. St. Catharine (Dec. 7)  
 15 points, 17 rebounds at Tennessee State (Dec. 19)  
 14 points, 18 rebounds at Austin Peay (Dec. 21)  
 24 points, 10 rebounds vs. Kent State (Dec. 28)  
 23 points, 12 rebounds vs. Binghamton (Dec. 30)  
 20 points, 13 rebounds vs. College of Charleston (Jan. 2)  
 20 points, 13 rebounds vs. Tennessee Tech (Jan. 6)  
 13 points, 11 rebounds vs. Jacksonville State (Jan. 8)  
 13 points, 15 rebounds at Ball State (Jan. 24)  
 23 points, 23 rebounds vs. Tennessee State (Jan. 27)  
 17 points, 16 rebounds vs. Austin Peay (Jan. 29)  
 21 points, 20 rebounds at Jacksonville State (Feb. 3)  
 18 points, 13 rebounds vs. Eastern Illinois (Feb. 10)  
 23 points, 16 rebounds vs. Southeast Missouri (Feb. 12)  
 23 points, 15 rebounds at Eastern Kentucky (Feb. 16)  
 17 points, 12 rebounds at Indiana State (Feb. 19)  
 15 points, 13 rebounds at Murray State (Feb. 24)  
 24 points, 18 rebounds at UT Martin (Feb. 26)  
 12 points, 21 rebounds vs. Austin Peay (March 4)  
 24 points, 15 rebounds vs. Tennessee Tech (March 5)

#### Robert Covington, Tennessee State (8)

12 points, 17 rebounds vs. Fisk (Nov. 15)  
 22 points, 12 rebounds vs. Eastern Kentucky (Dec. 21)  
 18 points, 15 rebounds at UT Martin (Jan. 8)  
 13 points, 14 rebounds vs. Austin Peay (Jan. 15)  
 20 points, 10 rebounds vs. Jacksonville State (Jan. 20)  
 18 points, 13 rebounds vs. UT Martin (Feb. 5)  
 10 points, 11 rebounds at Austin Peay (Feb. 12)  
 22 points, 11 rebounds vs. Eastern Illinois (Feb. 26)

#### Jud Dillard, Tennessee Tech (6)

15 points, 10 rebounds at Eastern Kentucky (Jan. 8)  
 14 points, 11 rebounds vs. UT Martin (Jan. 13)  
 13 points, 12 rebounds vs. Gardner-Webb (Feb. 19)  
 12 points, 10 rebounds at SIU Edwardsville (Feb. 22)  
 16 points, 16 rebounds vs. UT Martin (March 3)  
 14 points, 11 rebounds vs. Murray State (March 4)

#### Leon Powell, Southeast Missouri (6)

11 points, 11 rebounds at UAB (Nov. 13)  
 26 points, 13 rebounds at Florida Gulf Coast (Nov. 16)  
 10 points, 15 rebounds at Jacksonville State (Dec. 19)  
 14 points, 13 rebounds vs. Tennessee Tech (Jan. 29)  
 15 points, 12 rebounds at SIU Edwardsville (Feb. 7)  
 19 points, 10 rebounds vs. Murray State (Feb. 16)

#### John Fraley, Austin Peay (5)

11 points, 13 rebounds at #8 Purdue (Nov. 23)  
 11 points, 11 rebounds vs. Chattanooga (Jan. 3)  
 25 points, 12 rebounds at Jacksonville State (Feb. 15)  
 14 points, 10 rebounds vs. Eastern Illinois (Feb. 24)  
 10 points, 11 rebounds vs. Southeast Missouri (Feb. 26)

#### Kenny Moore, Tennessee State (5)

18 points, 13 rebounds vs. Fisk (Nov. 15)  
 13 points, 12 rebounds vs. LeMoyne-Owen (Dec. 12)  
 19 points, 11 rebounds vs. Morehead State (Dec. 19)  
 20 points, 10 rebounds vs. Austin Peay (Jan. 15)  
 16 points, 10 rebounds vs. Tennessee Tech (Jan. 22)

#### Demonte Harper, Morehead State (4)

28 points, 10 rebounds vs. College of Charleston (Jan. 2)  
 21 points, 11 rebounds at Eastern Kentucky (Feb. 16)  
 17 points, 10 rebounds at Murray State (Feb. 24)  
 27 points, 11 rebounds vs. Tennessee Tech (March 5)

#### Cameron Butler, Southeast Missouri (3)

11 points, 12 rebounds at Jacksonville State (Dec. 19)  
 10 points, 10 rebounds vs. Eastern Illinois (Jan. 8)  
 10 points, 10 rebounds vs. Eastern Kentucky (Jan. 15)

#### TyShwan Edmondson, Austin Peay (3)

33 points, 10 rebounds at Eastern Illinois (Dec. 4)  
 22 points, 10 rebounds at #18 Memphis (Dec. 16)  
 13 points, 11 rebounds vs. Eastern Illinois (Feb. 24)

#### Spencer Perrin, Eastern Kentucky (3)

18 points, 10 rebounds at Georgia Southern (Jan. 2)  
 19 points, 10 rebounds vs. Austin Peay (Jan. 27)  
 14 points, 11 rebounds at Western Carolina (Feb. 19)

#### Zac Swansey, Tennessee Tech (3)

13 points, 10 assists at Eastern Kentucky (Jan. 8)  
 19 points, 11 assists vs. UT Martin (Jan. 13)  
 12 points, 10 assists at UT Martin (Feb. 12)

#### Ivan Aska, Murray State (2)

17 points, 12 rebounds at Chattanooga (Dec. 11)  
 10 points, 12 rebounds at Southeast Missouri (Feb. 16)

#### Melvin Baker, Austin Peay (2)

17 points, 11 rebounds at #18 Memphis (Dec. 16)  
 19 points, 10 rebounds vs. Morehead State (Dec. 21)

## 2011 ESPN BRACKETBUSTERS

For the sixth-straight year, every OVC team will compete in the 2011 ESPN BracketBusters series. The event began in 2003 and has had OVC teams compete in it during each of the past five years. Austin Peay has competed in the most events (8th this year), while Murray State (5-2) has the best record in the event.

### ALL-TIME RECORDS/FACTS

All-Time Record: 25-41  
 All-Time Home: 16-11  
 All-Time Road: 9-26  
 All-Time Record in Return Games: 23-21

### 2003

No participants

### 2004

Austin Peay at Wichita State (TV - ESPN+) L, 62-47

### 2005

Austin Peay at East Tennessee State L, 85-81  
 Murray State at Rice (TV - ESPN+) W, 69-63

### 2006

Arkansas State at Austin Peay W, 92-71  
 Eastern Michigan at Eastern Illinois L, 65-50  
 UNC Asheville at Eastern Kentucky L, 83-77  
 New Orleans at Jacksonville State W, 79-74  
 Morehead State at Central Michigan L, 87-76  
 Illinois-Chicago at Murray State W, 72-68  
 Samford at Ohio (TV - ESPN 360) L, 64-52  
 Southeast Missouri at UC Riverside L, 69-61  
 Tennessee State at Ball State W, 70-69  
 Tennessee Tech at Bradley L, 77-62  
 UT Martin at Evansville W, 69-62

### 2007

Austin Peay at Akron (TV - ESPN) L, 74-57  
 Eastern Illinois at Loyola (Chicago) L, 66-43  
 Eastern Kentucky at Youngstown State L, 66-61  
 Jacksonville State at Chattanooga L, 75-64  
 Bowling Green at Morehead State L, 90-72  
 Murray State at Rider W, 58-51  
 Evansville at Samford L, 69-65  
 Louisiana Tech at Southeast Missouri L, 72-56  
 Loyola College (Md.) at Tennessee State L, 62-60  
 Northwestern State at Tennessee Tech W, 85-84 (OT)  
 Saint Peter's at UT Martin W, 59-58

### 2008

Georgia Southern at Austin Peay W, 80-72  
 Evansville at Eastern Illinois L, 63-55  
 Ball State at Eastern Kentucky W, 51-48  
 Georgia State at Jacksonville State L, 85-78  
 Indiana State at Murray State L, 79-62  
 Morehead State at James Madison L, 89-57  
 Samford at Louisiana Tech W, 73-70  
 Southeast Missouri at Eastern Michigan L, 86-82  
 Tennessee State at Northern Illinois cancelled  
 Tennessee Tech at East Tennessee State L, 88-80  
 UT Martin at Elon W, 81-77

### 2009

Austin Peay at Drake L, 71-54  
 Eastern Illinois at Western Michigan W, 59-57  
 Ohio at Eastern Kentucky W, 73-51  
 Jacksonville State at Georgia Southern L, 66-63  
 Morehead State at Kent State L, 79-76  
 Louisiana Tech at Murray State L, 69-60  
 Northern Illinois at Southeast Missouri L, 97-73  
 Detroit at Tennessee State W, 78-75  
 Tennessee Tech at Ball State L, 59-55  
 Missouri State at UT Martin L, 79-77

### 2010

Oral Roberts at Austin Peay L, 89-80  
 Northern Illinois at Eastern Illinois W, 73-70  
 Winthrop at Eastern Kentucky W, 77-57  
 Presbyterian at Jacksonville State L, 59-55  
 Morehead State at Illinois State L, 71-62  
 Morgan State at Murray State (TV - ESPN) W, 75-66  
 Southeast Missouri at Miami (Ohio) L, 69-53  
 SIU Edwardsville at Cal State Fullerton L, 78-74  
 Tennessee State at Central Michigan L, 79-73  
 Tennessee Tech at Appalachian State L, 81-68  
 UT Martin at Ball State L, 68-52

### 2011

Austin Peay at Fairfield (ESPN) L, 76-69  
 Eastern Illinois at Toledo W, 75-58  
 Eastern Kentucky at Western Carolina L, 81-74  
 Jacksonville State at Eastern Michigan L, 63-60  
 Morehead State at Indiana State W, 71-65  
 Evansville at Murray State W, 72-47  
 Sacramento State at Southeast Missouri W, 67-52  
 Delaware State at Tennessee State W, 78-63  
 Gardner-Webb at Tennessee Tech W, 60-58  
 Bradley at UT Martin L, 81-75

## 2010-11 SUPERLATIVES

<b>Liam McMorrow, Tennessee Tech (2)</b>
15 points, 12 rebounds vs. Hiwassee (Dec. 16)
14 points, 12 rebounds vs. Crowley's Ridge (Dec. 30)
<b>Anthony Allison, Southeast Missouri (1)</b>
16 points, 10 rebounds vs. Grambling State (Nov. 22)
<b>Reuben Clayton, UT Martin (1)</b>
20 points, 10 rebounds at #14 Memphis (Nov. 23)
<b>Jeremy Granger, Eastern Illinois (1)</b>
29 points, 10 rebounds vs. Tennessee Tech (Jan. 27)
<b>Stephen Hall, Jacksonville State (1)</b>
12 points, 10 rebounds at Eastern Kentucky (Jan. 6)
<b>James Hollowell, Eastern Illinois (1)</b>
14 points, 10 rebounds vs. Western Illinois (Dec. 11)
<b>Andres Irarrazabal, UT Martin (1)</b>
15 points, 11 rebounds vs. Southeast Missouri (Jan. 20)
<b>Curry McKinney, Eastern Illinois (1)</b>
10 points, 10 rebounds at UT Martin (Jan. 22)
<b>Nick Murphy, Jacksonville State (1)</b>
16 points, 12 rebounds at Presbyterian (Dec. 15)
<b>Kevin Murphy, Tennessee Tech (1)</b>
16 points, 10 rebounds at Tennessee State (Jan. 22)
<b>Lucas Nutt, Southeast Missouri (1)</b>
16 points, 10 assists at Jacksonville State (Dec. 19)
<b>Nate Schulte, Southeast Missouri (1)</b>
19 points, 15 rebounds vs. Hannibal-LaGrange (Dec. 11)
<b>Benzor Simmons, UT Martin (1)</b>
18 points, 11 rebounds at Eastern Kentucky (Dec. 4)
<b>Marland Smith, Southeast Missouri (1)</b>
20 points, 11 rebounds vs. Eastern Kentucky (March 2)
<b>Will Triggs, Austin Peay (1)</b>
12 points, 10 rebounds at Fairfield (Feb. 19)

### 30-Plus Point Games

36.....	Leon Powell, Southeast Missouri vs. UT Martin (Jan. 4)
35.....	Demonte Harper, Morehead State at SIU Edwardsville (Nov. 28)
34.....	Demonte Harper, Morehead State at Austin Peay (Dec. 21)
33.....	TyShwan Edmondson, Austin Peay at Eastern Illinois (Dec. 4)
33.....	TyShwan Edmondson, Austin Peay at Tennessee State (Jan. 15)
31.....	Kevin Murphy, Tennessee Tech vs. Murray State (Jan. 15)
30.....	Kevin Murphy, Tennessee Tech vs. Morehead State (March 5)

### 25-Plus Point Games

29.....	Marland Smith, Southeast Missouri at UT Martin (Jan. 20)
29.....	Jeremy Granger, Eastern Illinois vs. Tennessee Tech (Jan. 27)
29.....	Jeremy Granger, Eastern Illinois vs. Southeast Missouri (Feb. 5)
29.....	TyShwan Edmondson, Austin Peay at Fairfield (Feb. 19)
28.....	Demonte Harper, Morehead State vs. College of Charleston (Jan. 2)
28.....	Leon Powell, Southeast Missouri at Eastern Illinois (Feb. 5)
28.....	Caleb Brown, Austin Peay vs. Southeast Missouri (March 3)
27.....	Josh Terry, Austin Peay at UT Martin (Jan. 10)
27.....	Marland Smith, Southeast Missouri at Murray State (Jan. 22)
27.....	Marland Smith, Southeast Missouri vs. Tennessee Tech (Jan. 29)
27.....	Marland Smith, Southeast Missouri at SIU Edwardsville (Feb. 7)
27.....	Demonte Harper, Morehead State vs. Tennessee Tech (March 5)
26.....	Leon Powell, Southeast Missouri at Florida Gulf Coast (Nov. 16)
26.....	Benzor Simmons, UT Martin at SIU Edwardsville (Jan. 24)
25.....	TyShwan Edmondson, Austin Peay vs. Oakland (Nov. 27)
25.....	Kenneth Faried, Morehead State at SIU Edwardsville (Nov. 28)
25.....	Kevin Murphy, Tennessee Tech vs. UT Martin (Jan. 13)
25.....	TyShwan Edmondson, Austin Peay vs. Tennessee Tech (Jan. 20)
25.....	Kenny Moore, Tennessee State at Eastern Kentucky (Jan. 29)
25.....	Kevin Murphy, Tennessee Tech vs. Eastern Kentucky (Feb. 3)
25.....	Demonte Harper, Morehead State at Jacksonville State (Feb. 3)
25.....	Will Triggs, Austin Peay at Tennessee Tech (Feb. 7)
25.....	John Fraley, Austin Peay at Jacksonville State (Feb. 15)
25.....	B.J. Jenkins, Murray State vs. Morehead State (Feb. 24)
25.....	Kevin Murphy, Tennessee Tech vs. Jacksonville State (Feb. 26)
25.....	Demonte Harper, Morehead State vs. Austin Peay (March 4)

### 13-Plus Rebound Games

23.....	Kenneth Faried, Morehead State vs. Tennessee State (Jan. 27)
21.....	Kenneth Faried, Morehead State vs. Eastern Kentucky (Jan. 22)
21.....	Kenneth Faried, Morehead State vs. Austin Peay (March 4)
20.....	Kenneth Faried, Morehead State at SIU Edwardsville (Nov. 28)
20.....	Kenneth Faried, Morehead State vs. UT Martin (Dec. 2)
20.....	Kenneth Faried, Morehead State at Jacksonville State (Feb. 3)
18.....	Kenneth Faried, Morehead State at #9 Florida (Nov. 21)
18.....	Kenneth Faried, Morehead State at Austin Peay (Dec. 21)
18.....	Kenneth Faried, Morehead State at UT Martin (Feb. 26)
17.....	Robert Covington, Tennessee State vs. Fisk (Nov. 15)
17.....	Kenneth Faried, Morehead State at Tennessee State (Dec. 19)
16.....	James Hollowell, Eastern Illinois vs. Ball State (Dec. 8)
16.....	Kenneth Faried, Morehead State vs. Austin Peay (Jan. 29)
16.....	Kenneth Faried, Morehead State vs. Southeast Missouri (Feb. 12)
16.....	Jud Dillard, Tennessee Tech vs. UT Martin (March 3)
15.....	Nate Schulte, Southeast Missouri vs. Hannibal-LaGrange (Dec. 11)
15.....	Leon Powell, Southeast Missouri at Jacksonville State (Dec. 19)
15.....	Robert Covington, Tennessee State at UT Martin (Jan. 8)
15.....	Kenneth Faried, Morehead State at Ball State (Jan. 24)
15.....	Kenneth Faried, Morehead State at Eastern Kentucky (Feb. 16)
15.....	Kenneth Faried, Morehead State vs. Tennessee Tech (March 5)

## OVC VS. OTHER CONFERENCES

America East	1-0
ACC	0-1
Atlantic Sun	1-7
Atlantic-10	1-1
Big East	0-0
Big Sky	1-0
Big South	2-4
Big Ten	0-5
Big 12	0-2
Big West	0-0
Colonial	0-1
Conference USA	0-6
Great West	1-1
Horizon	0-2
Independents	9-0
Ivy	0-0
Metro Atlantic Athletic	0-1
Mid-American	3-4
MEAC	2-1
Missouri Valley	4-6
Mountain West	0-2
Non-Division I Teams	19-0
Northeast	0-0
Pac-10	1-1
SEC	0-8
Southern	5-1
Southland	1-2
SWAC	1-1
Summitt	2-5
Sun Belt	1-3
West Coast	0-0
Western Athletic	0-0
<b>TOTAL NON-CONFERENCE RECORD</b>	<b>55-65</b>

## NATIONAL POLLS

Now in its 12th season, CollegeInsider.com produces a weekly Mid-Major Top 25 poll. The poll includes teams from the following conferences: America East, Atlantic Sun, Big Sky, Big South, Big West, Colonial, Great West, Horizon, Independents, Ivy, Metro Atlantic, Mid-American, Mid-Eastern, Missouri Valley, Northeast, Ohio Valley, Patriot, Southern, Southland, Southwestern, Summit, Sun Belt and West Coast. The poll is voted on by coaches from the above-mentioned conferences.

### COLLEGEINSIDER.COM MID-MAJOR TOP 25 (March 7)

No.	Team	Record	Pts.
1.	Old Dominion (25)	26-6	768
2.	Belmont (2)	30-4	731
3.	George Mason (1)	26-6	691
4.	Gonzaga (1)	23-9	663
5.	St. Mary's	24-7	640
6.	Oakland (2)	23-9	637
7.	Butler	22-9	617
8.	Missouri State	25-5	525
9.	College of Charleston	24-9	520
10.	Wichita State	24-8	464
11.	Cleveland State	26-8	456
12.	Harvard	23-5	422
13.	VCU	23-10	286
14.	Long Island	26-5	355
15.	Long Beach State	20-10	353
16.	Princeton	23-6	290
17.	Bucknell	24-8	268
18.	Milwaukee	19-12	245
19.	Fairfield	24-7	202
20.	Coastal Carolina	28-5	110
21.	Iona	22-10	105
22.	Northern Colorado	19-10	98
23.	<b>Morehead State</b>	<b>24-9</b>	<b>93</b>
24.	Valparaiso	23-11	76
25.	Indiana State	20-13	71

Others (OVC Only): Murray State (70).

## 2010-11 SUPERLATIVES

- 14..... Kenneth Faried, Morehead State vs. St. Catharine (Dec. 7)
- 14..... Ivan Aska, Murray State vs. Bethel (Dec. 15)
- 14..... Robert Covington, Tennessee State vs. Austin Peay (Jan. 15)
- 14..... Ed Daniel, Murray State at SIU Edwardsville (Jan. 26)
- 14..... Alfred Jones, Tennessee Tech vs. Eastern Kentucky (Feb. 3)
- 13..... Kenneth Faried, Morehead State vs. Asbury (Nov. 12)
- 13..... Kenny Moore, Tennessee State vs. Fisk (Nov. 15)
- 13..... Leon Powell, Southeast Missouri at Florida Gulf Coast (Nov. 16)
- 13..... Kenneth Faried, Morehead State at UNC Wilmington (Nov. 18)
- 13..... John Fraley, Austin Peay at #8 Purdue (Nov. 23)
- 13..... Kenneth Faried, Morehead State vs. College of Charleston (Jan. 2)
- 13..... Kenneth Faried, Morehead State vs. Tennessee Tech (Jan. 6)
- 13..... Kenneth Faried, Morehead State at Eastern Illinois (Jan. 15)
- 13..... Josh Daniel, Eastern Kentucky at SIU Edwardsville (Jan. 18)
- 13..... Leon Powell, Southeast Missouri vs. Tennessee Tech (Jan. 29)
- 13..... Robert Covington, Tennessee State vs. UT Martin (Feb. 5)
- 13..... Kenneth Faried, Morehead State vs. Eastern Illinois (Feb. 10)
- 13..... Kenneth Faried, Morehead State at Murray State (Feb. 24)

### 8-Plus Assist Games

- 12..... Zac Swansey, Tennessee Tech vs. Southeast Missouri (Dec. 21)
- 11..... Zac Swansey, Tennessee Tech vs. UT Martin (Jan. 13)
- 11..... Zac Swansey, Tennessee Tech vs. Murray State (March 4)
- 10..... B.J. Jenkins, Murray State vs. Western Kentucky (Dec. 18)
- 10..... Lucas Nutt, Southeast Missouri at Jacksonville State (Dec. 19)
- 10..... Jabs Newby, Eastern Kentucky at Georgia Southern (Jan. 2)
- 10..... Caleb Brown, Austin Peay vs. Chattanooga (Jan. 3)
- 10..... Zac Swansey, Tennessee Tech at Eastern Kentucky (Jan. 8)
- 10..... Zac Swansey, Tennessee Tech at UT Martin (Feb. 12)
- 9..... Wil Peters, Tennessee State at Middle Tennessee (Dec. 29)
- 9..... Zac Swansey, Tennessee Tech vs. Crowley's Ridge (Dec. 30)
- 9..... Lucas Nutt, Southeast Missouri vs. Eastern Illinois (Jan. 8)
- 9..... Wil Peters, Tennessee State vs. Austin Peay (Jan. 15)
- 9..... Caleb Brown, Austin Peay vs. Murray State (Feb. 5)
- 8..... Ty Proffitt, Morehead State at SIU Edwardsville (Nov. 28)
- 8..... Zac Swansey, Tennessee Tech at Jacksonville State (Dec. 4)
- 8..... Marcus Brister, Southeast Missouri vs. Hannibal-LaGrange (Dec. 11)
- 8..... Dominique Shellman, Jacksonville State at Presbyterian (Dec. 15)
- 8..... Zac Swansey, Tennessee Tech vs. Eastern Illinois (Dec. 19)
- 8..... Wil Peters, Tennessee State vs. Morehead State (Dec. 19)
- 8..... Caleb Brown, Austin Peay vs. Morehead State (Dec. 21)
- 8..... Dominique Shellman, Jacksonville State vs. Eastern Illinois (Dec. 21)
- 8..... Nick Murphy, Jacksonville State at Morehead State (Jan. 8)
- 8..... Demonte Harper, Morehead State at Tennessee Tech (Feb. 5)
- 8..... Demonte Harper, Morehead State vs. Tennessee Tech (March 5)

### 5-Plus Steal Games

- 7..... Zach Bailey, Tennessee Tech vs. Hiwassee (Dec. 16)
- 6..... Patrick Miller, Tennessee State vs. Murray State (Feb. 3)
- 6..... Caleb Brown, Austin Peay at Jacksonville State (Feb. 15)
- 6..... Reuben Clayton, UT Martin at Eastern Illinois (Feb. 15)
- 5..... Terence Smith, UT Martin vs. MacMurray (Nov. 12)
- 5..... Josh Daniel, Eastern Kentucky vs. SIU Edwardsville (Nov. 17)
- 5..... Robert Covington, Tennessee State at Illinois State (Nov. 17)
- 5..... Kenneth Faried, Morehead State at #3 Ohio State (Nov. 23)
- 5..... TyShwan Edmondson, Austin Peay vs. Charleston Southern (Nov. 26)
- 5..... Marland Smith, Southeast Missouri vs. Hannibal-LaGrange (Dec. 11)
- 5..... Zac Swansey, Tennessee Tech vs. Hiwassee (Dec. 16)
- 5..... Josh Terry, Austin Peay at #18 Memphis (Dec. 16)
- 5..... Terrance Hill, Morehead State vs. Jacksonville State (Jan. 8)
- 5..... Robert Covington, Tennessee State at UT Martin (Jan. 8)
- 5..... Zac Swansey, Tennessee Tech vs. UT Martin (Jan. 13)
- 5..... Zac Swansey, Tennessee Tech vs. Austin Peay (Feb. 7)
- 5..... Zac Swansey, Tennessee Tech at UT Martin (Feb. 12)
- 5..... Kevin Murphy, Tennessee Tech at UT Martin (Feb. 12)
- 5..... Caleb Brown, Austin Peay vs. Tennessee State (Feb. 12)
- 5..... Zac Swansey, Tennessee Tech at SIU Edwardsville (Feb. 22)

### 5-Plus Block Games

- 8..... Kenneth Faried, Morehead State vs. Austin Peay (March 4)
- 7..... Leon Powell, Southeast Missouri at UT Martin (Jan. 20)
- 7..... Sean Thurston, Jacksonville State vs. Austin Peay (Feb. 15)
- 6..... Kenneth Faried, Morehead State vs. Jacksonville State (Jan. 8)
- 5..... James Hollowell, Eastern Illinois vs. South Dakota State (Nov. 12)
- 5..... Ron Spencer, UT Martin vs. Centenary (Nov. 15)
- 5..... John Fraley, Austin Peay at #18 Memphis (Dec. 16)
- 5..... Michael Green, Tennessee State vs. Tennessee Tech (Jan. 22)
- 5..... Kenneth Faried, Morehead State at Eastern Kentucky (Feb. 16)
- 5..... Kenneth Faried, Morehead State vs. Tennessee Tech (March 5)

### 6-Plus 3-Pointers Made

- 7..... TyShwan Edmondson, Austin Peay at Tennessee State (Jan. 15)
- 6..... TyShwan Edmondson, Austin Peay at Eastern Illinois (Dec. 4)
- 6..... B.J. Miller, Jacksonville State vs. Murray State (Jan. 13)
- 6..... Justin Stommes, Eastern Kentucky vs. Austin Peay (Jan. 27)
- 6..... Zac Swansey, Tennessee Tech at Eastern Illinois (Jan. 27)
- 6..... Isaiah Canaan, Murray State vs. UT Martin (Jan. 29)
- 6..... Troy King, UT Martin vs. Bradley (Feb. 19)
- 6..... Marland Smith, Southeast Missouri vs. Eastern Kentucky (March 2)

## OVC TELEVISION PACKAGE

This season the OVC is sponsoring a 21-game television package for basketball. In addition to this Conference-sponsored package, there are approximately 62 additional games that will air either locally, regionally or nationally involving OVC institutions during the season. That brings the total number of television games involving OVC schools this season to 83.

The sponsored OVC games are produced and aired by ESPNU/ESPN2 (9 games) and the Wazoo Sports network (12 games). Wazoo Sports is a Regional Sports Network located in London, Ky. Wazoo Sports (<http://www.wazoosports.com>) launched online in December of 2007 and expanded to a 24/7 sports television network on September 25, 2009. During the 2010 football season Wazoo produced an aired a 10-game OVC Football Game of the Week package.

The games that do not air on ESPNU can be seen on the Wazoo Sports Network in addition to CSS (Comcast/Charter Sports Southeast), ESPN3.com and ESPN Full Court. Four of the five women's games will air on Wazoo, ESPN3.com and ESPN Full Court, while the fifth will be exclusive to Wazoo. In addition, WEIU, an affiliate located in Charleston, Ill., will pick up all nine of the games. CSS, which was launched in 1999, can be found only on cable and serves over six million customers in 13 states. ESPN3.com, the network's live 24/7 broadband channel, was launched as ESPN360 in 2001 and renamed ESPN3.com in April, it is available at no additional cost to fans with a high-speed Internet connection from an affiliated provider. ESPN Full Court is an out-of-market pay-per-view sports package. The package is available on most major cable and satellite television providers.

A complete listing of men's games in the OVC-sponsored television package with channel information can be found below. For a list of any TV games involving an OVC school check out OVCsports.com.

### **Sunday, December 19**

Eastern Illinois at Tennessee Tech, 4:00 p.m. CT  
(Wazoo, ESPN3.com, ESPN Full Court, CSS, WEIU)

### **Monday, January 3**

UT Martin at Southeast Missouri, 8:00 p.m. CT  
(Wazoo, ESPN3.com, ESPN Full Court, CSS)

### **Saturday, January 8**

Austin Peay at Murray State, 11:00 a.m. CT (ESPNU)

### **Saturday, January 15**

Austin Peay at Tennessee State, 3:00 p.m. CT (ESPNU)

### **Thursday, January 20**

Tennessee Tech at Austin Peay, 6:00 p.m. CT (ESPNU)

### **Saturday, January 22**

Eastern Kentucky at Morehead State, 12:00 p.m. CT (ESPNU)

### **Thursday, February 3**

Murray State at Tennessee State, 8:00 p.m. CT (ESPNU)

### **Monday, February 7**

Tennessee State at Jacksonville State, 8:00 p.m. CT  
(Wazoo, ESPN3.com, ESPN Full Court, CSS, WEIU)

### **Thursday, February 24**

Morehead State at Murray State, 8:00 p.m. CT (ESPNU)

### **Friday, March 4**

Men's - OVC Tournament Semifinal #1, 7:00 p.m. CT (ESPNU)  
Men's - OVC Tournament Semifinal #2, 9:00 p.m. CT (ESPNU)

### **Saturday, March 5**

Men's - OVC Tournament Championship, 7:00 p.m. CT (ESPN2)



## OVC PLAYERS AMONG NCAA STATISTICAL LEADERS

The below list contains any Ohio Valley Conference players ranked in the Top 100 of the NCAA Division I national leaders. **Rankings are through games played on March 13.**

TEAM LEADERS			STEALS/GAME			SINGLE-GAME HIGHS		
<b>SCORING OFFENSE</b>			15.	Austin Peay	8.7	<b>FIELD GOAL PERCENTAGE</b>		
40.	Tennessee Tech	74.9	20.	Morehead State	8.6	13.	Kenneth Faried, MOR	90.9% (10-11)
56.	Austin Peay	73.6	22.	Tennessee Tech	8.5	<b>FREE THROW PERCENTAGE</b>		
<b>SCORING DEFENSE</b>			61.	Murray State	7.6	1.	Benzor Simmons, UTM	100% (14-14)
21.	Murray State	61.0	<b>TURNOVERS/GAME</b>			1.	Jeremy Granger, EIU	100% (13-13)
31.	Morehead State	61.7	57.	Eastern Kentucky	12.1	1.	Wil Peters, TSU	100% (10-10)
51.	Eastern Kentucky	63.1	<b>TURNOVER MARGIN</b>			<b>REBOUNDS</b>		
83.	Eastern Illinois	64.7	26.	Austin Peay	2.8	1.	Kenneth Faried, MOR	23
<b>SCORING MARGIN</b>			53.	Eastern Kentucky	1.9	6.	Kenneth Faried, MOR	21
40.	Morehead State	+8.1	<b>PERSONAL FOULS/GAME</b>			6.	Kenneth Faried, MOR	21
51.	Murray State	+7.4	none			12.	Kenneth Faried, MOR	20
59.	Austin Peay	+7.1	<b>INDIVIDUAL LEADERS</b>			12.	Kenneth Faried, MOR	20
88.	Tennessee Tech	+5.1	<b>POINTS/GAME</b>			12.	Kenneth Faried, MOR	20
<b>FIELD GOAL PERCENTAGE</b>			73.	Kenneth Faried, MOR	17.6	<b>STEALS</b>		
10.	Tennessee Tech	47.9%	97.	TyShwan Edmondson, APSU	17.1	10.	Zach Bailey, TTU	7
64.	Morehead State	45.9%	<b>FIELD GOAL PERCENTAGE</b>			<b>BLOCKS</b>		
69.	Austin Peay	45.7%	1.	Kenneth Faried, MOR	64.4%	12.	Kenneth Faried, MOR	8
73.	Murray State	45.6%	2.	Leon Powell, SEMO	63.0%	<b>POINTS</b>		
<b>FIELD GOAL PERCENTAGE DEFENSE</b>			42.	Spencer Perrin, ECU	53.3%	21.	Tennessee Tech	113
87.	Morehead State	41.6%	<b>3-POINTERS MADE/GAME</b>			24.	Austin Peay	112
<b>3-POINT FIELD GOALS PER GAME</b>			none			<b>FIELD GOAL PERCENTAGE</b>		
31.	Eastern Kentucky	8.0	<b>3-POINT PERCENTAGE</b>			9.	Tennessee Tech	68.5% (37-54)
78.	Tennessee State	7.2	none			15.	Tennessee Tech	67.3% (35-52)
<b>3-POINT PERCENTAGE</b>			<b>FREE THROW PERCENTAGE</b>			17.	Eastern Kentucky	66.7% (38-57)
35.	Murray State	37.9%	7.	B.J. Jenkins, MUR	90.4%	<b>3-POINT FIELD GOAL PERCENTAGE</b>		
59.	Tennessee State	36.9%	8.	Jeremy Granger, EIU	90.4%	7.	Murray State	72.2% (13-18)
63.	Eastern Kentucky	36.8%	31.	Benzor Simmons, UTM	87.0%			
64.	Jacksonville State	36.8%	55.	Wil Peters, TSU	85.1%			
95.	Austin Peay	35.9%	<b>REBOUNDS/GAME</b>					
<b>3-POINT PERCENTAGE DEFENSE</b>			1.	Kenneth Faried, MOR	14.5			
38.	Austin Peay	31.7%	<b>ASSISTS/GAME</b>					
96.	UT Martin	32.9%	7.	Zac Swansey, TTU	6.4			
<b>FREE THROW PERCENTAGE</b>			54.	Caleb Brown, APSU	4.8			
12.	Tennessee State	76.2%	<b>BLOCKED SHOTS/GAME</b>					
38.	Eastern Kentucky	74.2%	24.	Kenneth Faried, MOR	2.4			
40.	UT Martin	74.0%	76.	Michael Green, TSU	1.7			
74.	Eastern Illinois	72.4%	<b>STEALS/GAME</b>					
<b>REBOUND MARGIN</b>			28.	Zac Swansey, TTU	2.1			
5.	Morehead State	+9.2	37.	Kenneth Faried, MOR	2.0			
25.	Tennessee Tech	+5.3	45.	Nick Murphy, JSU	1.9			
93.	Murray State	+2.7	55.	Josh Terry, APSU	1.8			
<b>ASSISTS/GAME</b>			58.	Reuben Clayton, UTM	1.8			
72.	Austin Peay	14.4	58.	TyShwan Edmondson, APSU	1.8			
84.	Tennessee Tech	14.2	93.	Caleb Brown, APSU	1.7			
91.	Eastern Kentucky	14.1	<b>ASSIST-TO-TURNOVER RATIO</b>					
<b>ASSIST-TO-TURNOVER RATIO</b>			none					
58.	Eastern Kentucky	1.17	<b>DOUBLE-DOUBLES</b>					
<b>BLOCKED SHOTS/GAME</b>			1.	Kenneth Faried, MOR	27			
78.	Austin Peay	4.1						



## OVC COACHING RECORDS

Coach, School	OVC-Only Games				All Games*				Overall Career Record			
	<u>Yrs.</u>	<u>W</u>	<u>L</u>	<u>Pct.</u>	<u>W</u>	<u>L</u>	<u>Pct.</u>		<u>Yrs.</u>	<u>W</u>	<u>L</u>	<u>Pct.</u>
Dave Loos, Austin Peay	21	223	133	.626	351	289	.548		25	433	342	.559
Mike Miller, Eastern Illinois	6	40	74	.351	63	112	.360		11	150	190	.441
Jeff Neubauer, Eastern Kentucky	6	64	50	.561	102	86	.543		6	102	86	.543
James Green, Jacksonville State	3	15	39	.278	27	61	.307		14	194	221	.467
Donnie Tyndall, Morehead State	5	60	34	.638	95	69	.579		5	95	69	.579
Billy Kennedy, Murray State	5	70	24	.745	107	52	.673		13	211	178	.542
Dickey Nutt, Southeast Missouri	2	9	27	.250	17	45	.274		15	206	232	.470
Lennox Forrester, SIU Edwardsville	-	-	-	-	-	-	-		4	40	74	.351
John Cooper, Tennessee State	2	16	20	.444	23	39	.371		2	23	39	.371
Mike Sutton, Tennessee Tech	9	92	70	.568	149	129	.536		9	149	129	.536
Jason James, UT Martin	2	7	29	.194	16	46	.258		2	16	46	.258

## 2010-11 PRESEASON HONORS/AWARDS

### OVC PRESEASON HONORS (COACHES/SID'S)

#### Predicted Order of Finish

1. Murray State (18)	162
2. Morehead State (2)	146
3. Eastern Illinois	123
4. Austin Peay	107
5. Eastern Kentucky	92
6. Tennessee Tech	85
7. Tennessee State	81
8. Jacksonville State	51
9. Southeast Missouri	41
10. UT Martin	20

#### **Preseason Player of the Year**

Kenneth Faried, Morehead State

#### **Preseason All-OVC Team**

F - Ivan Aska, Murray State  
F - Anthony Campbell, Austin Peay  
G - Isaiah Canaan, Murray State  
C - Kenneth Faried, Morehead State  
G - Demonte Harper, Morehead State  
G - B.J. Jenkins, Murray State  
G - Tyler Laser, Eastern Illinois  
G - Isacc Miles, Murray State  
F - Kevin Murphy, Eastern Illinois  
G - Nick Murphy, Jacksonville State  
G - Justin Stommes, Eastern Kentucky

### ATHLON MAGAZINE

#### Predicted Order of Finish

1. Murray State
2. Morehead State
3. Eastern Illinois
4. Eastern Kentucky
5. Tennessee Tech
6. Austin Peay
7. Jacksonville State
8. Tennessee State
9. Southeast Missouri
10. UT Martin

#### **Preseason Player of the Year**

Kenneth Faried, Morehead State

#### **Preseason All-OVC Team**

G - Isaiah Canaan, Murray State  
G - B.J. Jenkins, Murray State  
G - Tyler Laser, Eastern Illinois  
C - Kenneth Faried, Morehead State

### BLUE RIBBON YEARBOOK

#### Predicted Order of Finish

1. Murray State
2. Morehead State
3. Eastern Kentucky
4. Eastern Illinois
5. Austin Peay
6. Tennessee Tech
7. Southeast Missouri
8. Tennessee State
9. Jacksonville State
10. UT Martin

#### **Preseason Player of the Year**

Kenneth Faried, Morehead State

#### **Newcomer of the Year**

Zac Swansey, Tennessee Tech

#### **Preseason All-OVC Team**

G - Isacc Miles, Murray State  
G - B.J. Jenkins, Murray State  
G - Justin Stommes, Eastern Kentucky  
F - Anthony Campbell, Austin Peay  
C - Kenneth Faried, Morehead State

### LINDY'S

#### Predicted Order of Finish

1. Murray State (National Rank #31)
2. Morehead State
3. Eastern Illinois
4. Austin Peay
5. Eastern Kentucky
6. Tennessee State
7. Tennessee Tech
8. Jacksonville State
9. Southeast Missouri
10. UT Martin

#### **Preseason Player of the Year**

Kenneth Faried, Morehead State

#### **Newcomer of the Year**

Josh Terry, Austin Peay

#### **Preseason All-OVC First Team**

G - Tyler Laser, Eastern Illinois  
G - Isacc Miles, Murray State  
G - Isaiah Canaan, Murray State  
F - Anthony Campbell, Austin Peay  
C - Kenneth Faried, Morehead State

#### **Preseason All-OVC Second Team**

G - B.J. Jenkins, Murray State  
G - Demonte Harper, Morehead State  
G - Justin Stommes, Eastern Kentucky  
F - Kevin Murphy, Tennessee Tech

### SPORTING NEWS

#### Predicted Order of Finish

1. Murray State
2. Morehead State
3. Austin Peay
4. Eastern Kentucky
5. Eastern Illinois
6. Jacksonville State
7. Tennessee Tech
8. Tennessee State
9. Southeast Missouri
10. UT Martin

#### **Preseason Player of the Year**

Kenneth Faried, Morehead State

#### **Newcomer of the Year**

Drew Kelly, Morehead State

#### **Top Coach**

Dave Loos, Austin Peay

#### **Preseason All-OVC Team**

G - Isaiah Canaan, Murray State  
G - B.J. Jenkins, Murray State  
G - Justin Stommes, Eastern Kentucky  
C - Kenneth Faried, Morehead State

### BASKETBALL TIMES

#### Predicted Order of Finish

1. Murray State
2. Morehead State
3. Austin Peay
4. Eastern Kentucky
5. Eastern Illinois
6. Tennessee Tech
7. Jacksonville State
8. Tennessee State
9. Southeast Missouri
10. UT Martin



## 2010-11 COMPOSITE SCHEDULE/RESULTS

---

### Tuesday, November 2

@Tennessee State 84, Trevecca Nazarene 77 (exhibition)

### Thursday, November 4

@Morehead State 92, Centre College 49 (exhibition)  
@Austin Peay 69, Central Missouri 64 (exhibition)  
@Jacksonville State 75, West Georgia 68 (exhibition)  
@Tennessee Tech 95, Carson-Newman 46 (exhibition)

### Friday, November 5

@Eastern Kentucky 75, Alice Lloyd College 60 (exhibition)

### Saturday, November 6

@Eastern Illinois 99, Illinois College 65 (exhibition)  
@Southeast Missouri 80, Ouachita Baptist 71 (exhibition)

### Sunday, November 7

@SIU Edwardsville 64, Webster 57 (exhibition)

### Monday, November 8

@Tennessee State 85, Carson-Newman 61 (exhibition)  
@Austin Peay 89, Westminster 42 (exhibition)  
@UT Martin 76, Bethel 69 (exhibition)

### Tuesday, November 9

@Morehead State 95, Mountain State 76 (exhibition)  
@Murray State 86, Freed-Hardeman 55 (exhibition)  
@Southeast Missouri 109, Henderson State 69 (exhibition)

### Friday, November 12

@UT Martin 70, MacMurray College 49  
@Morehead State 90, Asbury College 49  
@North Carolina State 82, Tennessee Tech 69  
South Dakota State 67, @Eastern Illinois 55  
@Mississippi State 75, Tennessee State 65  
Austin Peay 64, @Saint Louis 62  
@Loyola (Chicago) 73, Eastern Kentucky 57  
IPFW 70, @SIU Edwardsville 55

### Saturday, November 13

Texas-Pan American 67, Eastern Kentucky 53 (Chicago, Ill.)  
@UAB 78, Southeast Missouri 56  
@Jacksonville State 79, West Alabama 58

### Sunday, November 14

@Morehead State 84, North Carolina A&T 61  
@Illinois State 92, SIU Edwardsville 64  
Eastern Kentucky 64, Indiana State 59 (OT) (Chicago, Ill.)  
@Ball State 77, Eastern Illinois 46

### Monday, November 15

Austin Peay 70, @Chattanooga 67  
@Tennessee State 85, Fisk 50  
@UT Martin 79, Centenary College 56  
@Murray State 50, East Tennessee State 39

### Tuesday, November 16

@Norfolk State 70, Jacksonville State 53  
@Florida Gulf Coast 89, Southeast Missouri 78

### Wednesday, November 17

@Eastern Kentucky 81, SIU Edwardsville 65  
@Ole Miss 77, Murray State 61  
@Illinois State 73, Tennessee State 68

### Thursday, November 18

@VMI 65, Jacksonville State 55  
@UNC-Wilmington 60, Morehead State 58  
@LSU 79, UT Martin 56  
@Loyola (Chicago) 73, Eastern Illinois 62  
@Lipscomb 104, Austin Peay 101 (OT)

### Saturday, November 20

@Northwestern State 103, UT Martin 94  
@East Tennessee State 73, Tennessee Tech 60  
@Eastern Illinois 57, IU South Bend 40  
Presbyterian 67, @Eastern Kentucky 66  
@Murray State 84, Reinhardt 70  
@UMKC 70, Southeast Missouri 62  
@Air Force 87, Tennessee State 72  
@SIU Edwardsville 88, MacMurray 73

### Sunday, November 21

@Southern Illinois 72, Austin Peay 65  
@#9 Florida 61, Morehead State 55

### Monday, November 22

Grambling 77, @Southeast Missouri 76 (OT)  
Southeastern Louisiana 74, @Jacksonville State 66

### Tuesday, November 23

@#8 Purdue 87, Austin Peay 65  
@#3 Ohio State 64, Morehead State 45  
@Eastern Kentucky 91, Cincinnati Christian College 27  
@Saint Louis 78, Tennessee State 50  
@#14 Memphis 102, UT Martin 80  
@Tennessee Tech, Appalachian State (postponed)

### Wednesday, November 24

@Arkansas 66, Southeast Missouri 56  
Eastern Illinois 63, @Bradley 56  
@UMKC 82, SIU Edwardsville 64

### Thursday, November 25

Murray State 55, Stanford 52 (Anaheim, Calif.)

### Friday, November 26

Austin Peay 70, Charleston Southern 64 (Hoffman Estates, Ill.)  
ULM 57, Jacksonville State 50 (Normal, Ill.)  
UNLV 69, Murray State 55 (Anaheim, Calif.)  
@Iowa 111, SIU Edwardsville 50

### Saturday, November 27

Oakland 78, Austin Peay 70 (OT) (Hoffman Estates, Ill.)  
Arkansas State 56, @Southeast Missouri 50  
Lipscomb 90, @UT Martin 71  
@South Dakota State 84, Eastern Illinois 58  
Jacksonville State 64, South Dakota 56 (Normal, Ill.)

### Sunday, November 28

@#2 Michigan State 73, Tennessee Tech 55  
@Illinois State 60, Jacksonville State 47  
Morehead State 83, @SIU Edwardsville 64  
Oklahoma State 66, Murray State 49 (Anaheim, Calif.)

### Monday, November 29

Belmont 87, @Tennessee State 72

### Wednesday, December 1

@Tennessee Tech 78, SIU Edwardsville 65  
@UAB 59, Jacksonville State 53

### Thursday, December 2

\*Murray State 74, @Eastern Kentucky 72  
\*@Morehead State 70, UT Martin 49  
\*@Eastern Illinois 68, Tennessee State 67  
\*Austin Peay 78, @Southeast Missouri 60

### Saturday, December 4

\*Austin Peay 77, @Eastern Illinois 73 (OT)  
\*@Eastern Kentucky 77, UT Martin 69  
\*@Morehead State 75, Murray State 65  
\*Tennessee State 77, @Southeast Missouri 67  
\*Tennessee Tech 64, @Jacksonville State 62  
Middle Tennessee 73, @SIU Edwardsville 64 (OT)

### Monday, December 6

@Iowa State 85, Southeast Missouri 52

### Tuesday, December 7

@Morehead State 77, St. Catharine 64  
Lipscomb 73, @Austin Peay 70  
Tennessee State 74, @Alabama A&M 68

### Wednesday, December 8

@Eastern Kentucky 95, Kentucky Christian 45  
Ball State 58, @Eastern Illinois 51  
UT Martin 73, @Central Arkansas 64  
@Loyola (Chicago) 78, SIU Edwardsville 50  
High Point 80, @Tennessee Tech 69  
@Southern Illinois 83, Southeast Missouri 68

**Saturday, December 11**

@#20 Minnesota 71, Eastern Kentucky 58  
@IPFW 85, UT Martin 51  
Murray State 73, @Chattanooga 65  
@Southeast Missouri 101, Hannibal-LaGrange 52  
@Eastern Illinois 61, Western Illinois 58  
@Northern Iowa 69, Morehead State 53  
Lipscomb 98, @Tennessee Tech 94  
@Austin Peay 112, Fontbonne 52  
@SIU Edwardsville 77, Kennesaw State 76 (2OT)

**Sunday, December 12**

@Tennessee State 84, LeMoyne-Owen 48

**Monday, December 13**

@Oregon 74, Jacksonville State 56

**Wednesday, December 15**

@Presbyterian 74, Jacksonville State 70 (OT)  
@Murray State 94, Bethel 52

**Thursday, December 16**

Austin Peay 70, @#18 Memphis 68 (OT)  
Tennessee Tech 113, Hiwassee 42 (Livingston, Tenn.)

**Friday, December 17**

@Indiana 88, SIU Edwardsville 54

**Saturday, December 18**

\*@Austin Peay 78, Eastern Kentucky 51  
@Murray State 69, Western Kentucky 60

**Sunday, December 19**

\*@Tennessee Tech 65, Eastern Illinois 64  
\*Southeast Missouri 76, @Jacksonville State 67  
\*@Tennessee State 70, Morehead State 64 (OT)  
@UT Martin 87, William Woods 57  
@Northern Iowa 68, SIU Edwardsville 47

**Tuesday, December 21**

\*Murray State 66, @UT Martin 54  
\*@Tennessee State 62, Eastern Kentucky 49  
\*@Austin Peay 86, Morehead State 85 (OT)  
\*Southeast Missouri 77, @Tennessee Tech 75  
\*Eastern Illinois 61, @Jacksonville State 54

**Wednesday, December 22**

SIU Edwardsville 78, Longwood 71 (Las Vegas, Nev.)

**Thursday, December 23**

SIU Edwardsville 59, The Citadel 55 (Las Vegas, Nev.)

**Monday, December 27**

@#2 Ohio State 100, UT Martin 40

**Tuesday, December 28**

@Morehead State 76, Kent State 59  
@Austin Peay 101, Brescia 46

**Wednesday, December 29**

@Tennessee 68, UT Martin 62  
@South Carolina 56, Jacksonville State 49  
@Middle Tennessee 65, Tennessee State 58  
@SMU 71, Southeast Missouri 59

**Thursday, December 30**

@Morehead State 80, Binghamton 74  
@Tennessee Tech 106, Crowley's Ridge College 44  
@Murray State 71, SIU Edwardsville 46

**Friday, December 31**

@Georgia 64, Eastern Kentucky 57  
@Western Michigan 69, Eastern Illinois 60

**Sunday, January 2**

Eastern Kentucky 79, @Georgia Southern 73  
@#21 Memphis 91, Tennessee State 86  
@Morehead State 69, College of Charleston 49  
@Tennessee Tech 74, Bluefield College 56

**Monday, January 3**

@Ball State 76, SIU Edwardsville 46  
@Austin Peay 89, Chattanooga 57  
@Eastern Illinois 80, Anderson University 47  
\*@Southeast Missouri 82, UT Martin 75

**Thursday, January 6**

\*@Eastern Kentucky 64, Jacksonville State 61  
\*@Morehead State 76, Tennessee Tech 64  
\*@Murray State 64, Tennessee State 53

**Saturday, January 8**

\*Austin Peay 66, @Murray State 64  
\*Tennessee Tech 78, @Eastern Kentucky 66  
\*@Southeast Missouri 78, Eastern Illinois 75  
\*Tennessee State 67, @UT Martin 64  
\*@Morehead State 73, Jacksonville State 52  
@SIU Edwardsville 94, South Dakota 85 (OT)

**Monday, January 10**

\*Austin Peay 71, @UT Martin 61

**Tuesday, January 11**

@IPFW 107, SIU Edwardsville 79

**Thursday, January 13**

\*Eastern Kentucky 63, @Eastern Illinois 49  
\*Morehead State 76, @Southeast Missouri 63  
\*@Tennessee Tech 109, UT Martin 105 (3OT)  
\*Murray State 71, @Jacksonville State 62

**Saturday, January 15**

\*@Tennessee State 76, Austin Peay 74 (OT)  
\*Eastern Kentucky 64, @Southeast Missouri 52  
\*UT Martin 63, @Jacksonville State 60  
\*@Eastern Illinois 47, Morehead State 40  
\*Murray State 92, @Tennessee Tech 85

**Tuesday, January 18**

Eastern Kentucky 70, @SIU Edwardsville 50

**Thursday, January 20**

\*Tennessee Tech 71, @Austin Peay 68  
\*@UT Martin 79, Southeast Missouri 69  
\*@Tennessee State 68, Jacksonville State 63  
\*Eastern Illinois 61, @Murray State 60  
@Northwestern 98, SIU Edwardsville 55

**Saturday, January 22**

\*Eastern Kentucky 59, @Morehead State 49  
\*@UT Martin 63, Eastern Illinois 62  
\*@Austin Peay 80, Jacksonville State 66  
\*@Murray State 96, Southeast Missouri 58  
\*@Tennessee State 71, Tennessee Tech 65

**Monday, January 24**

Morehead State 50, @Ball State 48  
UT Martin 78, @SIU Edwardsville 69

**Wednesday, January 26**

Murray State 67, @SIU Edwardsville 61

**Thursday, January 27**

\*Austin Peay 61, @Eastern Kentucky 52  
\*@Morehead State 72, Tennessee State 65  
\*Tennessee Tech 77, @Eastern Illinois 74  
\*Jacksonville State 65, @Southeast Missouri 56 (OT)

**Saturday, January 29**

\*@Morehead State 69, Austin Peay 56  
\*Jacksonville State 56, @Eastern Illinois 46  
\*@Eastern Kentucky 86, Tennessee State 72  
\*Tennessee Tech 93, @Southeast Missouri 86  
\*@Murray State 92, UT Martin 75  
@SIU Edwardsville 78, Greenville 57

**Thursday, February 3**

\*@Austin Peay 82, UT Martin 53  
\*@Tennessee Tech 63, Eastern Kentucky 54  
\*Morehead State 78, @Jacksonville State 72  
\*Murray State 74, @Tennessee State 65

**Saturday, February 5**

\*Eastern Kentucky 57, @Jacksonville State 51  
\*Southeast Missouri 70, @Eastern Illinois 64  
\*Murray State 67, @Austin Peay 58  
\*@Tennessee State 56, UT Martin 47  
\*Morehead State 76, @Tennessee Tech 60

**Monday, February 7**

\*Murray State 66, @Eastern Illinois 53  
\*@Tennessee Tech 70, Austin Peay 64  
\*@Jacksonville State 76, Tennessee State 73 (OT)  
Southeast Missouri 83, @SIU Edwardsville 63

**Thursday, February 10**

\*@Eastern Kentucky 77, Southeast Missouri 64  
\*@Morehead State 81, Eastern Illinois 65  
\*@Murray State 55, Tennessee Tech 44  
\*@UT Martin 68, Jacksonville State 55

**Saturday, February 12**

\*Tennessee Tech 85, @UT Martin 71  
\*@Eastern Kentucky 67, Eastern Illinois 47  
\*@Morehead State 64, Southeast Missouri 52  
\*@Austin Peay 79, Tennessee State 64  
\*@Murray State 60, Jacksonville State 59  
@SIU Edwardsville 74, Robert Morris (Ill.) 40

**Monday, February 14**

\*@Tennessee Tech 61, Tennessee State 59

**Tuesday, February 15**

\*UT Martin 73, @Eastern Illinois 54  
\*Austin Peay 73, @Jacksonville State 70

**Wednesday, February 16**

\*Morehead State 76, @Eastern Kentucky 68 (OT)  
\*@Southeast Missouri 64, Murray State 57

**Saturday, February 19**

ESPN Sears BracketBusters  
@Fairfield 76, Austin Peay 69  
Morehead State 71, @Indiana State 65  
@Western Carolina 81, Eastern Kentucky 74  
Bradley 81, @UT Martin 75  
@Tennessee State 78, Delaware State 63  
@Eastern Michigan 63, Jacksonville State 60  
Eastern Illinois 75, @Toledo 58  
@Murray State 72, Evansville 47  
@Tennessee Tech 60, Gardner-Webb 58  
@Southeast Missouri 67, Sacramento State 52

**Sunday, February 20**

@South Dakota 90, SIU Edwardsville 67

**Tuesday, February 22**

Tennessee Tech 92, @SIU Edwardsville 69

**Thursday, February 24**

\*@UT Martin 78, Eastern Kentucky 70  
\*@Austin Peay 65, Eastern Illinois 56  
\*@Tennessee State 57, Southeast Missouri 52  
\*@Murray State 70, Morehead State 62  
@SIU Edwardsville 84, Hannibal-LaGrange 55

**Saturday, February 26**

\*Morehead State 77, @UT Martin 64  
\*@Austin Peay 75, Southeast Missouri 52  
\*@Tennessee State 66, Eastern Illinois 62  
\*@Murray State 66, Eastern Kentucky 56  
\*@Tennessee Tech 77, Jacksonville State 75

**Wednesday, March 2**

OVC Tournament First Round  
#8 UT Martin 68, #5 Tennessee State 64  
#7 Southeast Missouri 65, #6 Eastern Kentucky 49

**Thursday, March 3**

OVC Tournament Quarterfinals  
#4 Tennessee Tech 83, #8 UT Martin 59  
#3 Austin Peay 76, #7 Southeast Missouri 60

**Friday, March 4**

OVC Tournament Semifinals  
#4 Tennessee Tech 64, #1 Murray State 59  
#2 Morehead State 68, #3 Austin Peay 49

**Saturday, March 5**

OVC Tournament Championship  
#2 Morehead State 80, #4 Tennessee Tech 73

\* - Denotes OVC contest

All Times CENTRAL; dates and times subject to change

**2010-11 Ohio Valley Conference**  
**CONFERENCE BASKETBALL STATISTICS**  
Through games of Mar 14, 2011 (All games)

<b>SCORING OFFENSE</b>	<b>G</b>	<b>W-L</b>	<b>Pts</b>	<b>Avg/G</b>
1. Tennessee Tech	32	20-12	2396	74.9
2. Austin Peay	33	20-13	2430	73.6
3. Morehead State	33	24-9	2302	69.8
4. UT Martin	33	12-21	2264	68.6
5. Murray State	31	23-8	2118	68.3
6. Tennessee State	30	14-16	2044	68.1
7. Southeast Missouri	32	10-22	2117	66.2
8. Eastern Kentucky	31	15-16	2046	66.0
9. Jacksonville State	30	5-25	1828	60.9
10. Eastern Illinois	29	9-20	1749	60.3

<b>SCORING DEFENSE</b>	<b>G</b>	<b>Pts</b>	<b>Avg/G</b>
1. Murray State	31	1890	61.0
2. Morehead State	33	2036	61.7
3. Eastern Kentucky	31	1957	63.1
4. Eastern Illinois	29	1875	64.7
5. Jacksonville State	30	1974	65.8
6. Austin Peay	33	2196	66.5
7. Tennessee State	30	2040	68.0
8. Tennessee Tech	32	2233	69.8
9. Southeast Missouri	32	2281	71.3
10. UT Martin	33	2454	74.4

<b>SCORING MARGIN</b>	<b>G</b>	<b>Offense</b>	<b>Defense</b>	<b>Margin</b>
1. Morehead State	33	69.8	61.7	+8.1
2. Murray State	31	68.3	61.0	+7.4
3. Austin Peay	33	73.6	66.5	+7.1
4. Tennessee Tech	32	74.9	69.8	+5.1
5. Eastern Kentucky	31	66.0	63.1	+2.9
6. Tennessee State	30	68.1	68.0	+0.1
7. Eastern Illinois	29	60.3	64.7	-4.3
8. Jacksonville State	30	60.9	65.8	-4.9
9. Southeast Missouri	32	66.2	71.3	-5.1
10. UT Martin	33	68.6	74.4	-5.8

<b>FREE THROW PCT</b>	<b>G</b>	<b>FTM</b>	<b>FTA</b>	<b>Pct.</b>
1. Tennessee State	30	476	625	.762
2. Eastern Kentucky	31	385	519	.742
3. UT Martin	33	529	715	.740
4. Eastern Illinois	29	352	486	.724
5. Murray State	31	516	732	.705
6. Austin Peay	33	510	753	.677
7. Morehead State	33	485	718	.675
8. Tennessee Tech	32	510	761	.670
9. Jacksonville State	30	342	527	.649
10. Southeast Missouri	32	492	794	.620

<b>FIELD GOAL PERCENTAGE</b>	<b>G</b>	<b>FGM</b>	<b>FGA</b>	<b>Pct.</b>
1. Tennessee Tech	32	869	1815	.479
2. Morehead State	33	812	1769	.459
3. Austin Peay	33	869	1903	.457
4. Murray State	31	708	1552	.456
5. Eastern Kentucky	31	707	1584	.446
6. Southeast Missouri	32	731	1678	.436
7. Tennessee State	30	676	1587	.426
8. Jacksonville State	30	656	1546	.424
9. UT Martin	33	777	1836	.423
10. Eastern Illinois	29	640	1519	.421

<b>FIELD GOAL PCT DEFENSE</b>	<b>G</b>	<b>FGM</b>	<b>FGA</b>	<b>Pct.</b>
1. Morehead State	33	687	1653	.416
2. Eastern Illinois	29	635	1514	.419
3. Austin Peay	33	777	1836	.423
4. Murray State	31	661	1537	.430
5. Tennessee Tech	32	758	1759	.431
6. Southeast Missouri	32	777	1777	.437
7. Tennessee State	30	727	1652	.440
8. Eastern Kentucky	31	681	1522	.447
9. Jacksonville State	30	664	1423	.467
10. UT Martin	33	895	1884	.475

<b>3-POINT FG PCT</b>	<b>G</b>	<b>3FGM</b>	<b>3FGA</b>	<b>Pct.</b>
1. Murray State	31	186	491	.379
2. Tennessee State	30	216	586	.369
3. Eastern Kentucky	31	247	671	.368
4. Jacksonville State	30	174	473	.368
5. Austin Peay	33	182	507	.359
6. Tennessee Tech	32	148	428	.346
7. Southeast Missouri	32	163	478	.341
8. Morehead State	33	193	568	.340
9. UT Martin	33	181	555	.326
10. Eastern Illinois	29	117	363	.322

<b>3-POINT FG PCT DEFENSE</b>	<b>G</b>	<b>3FGM</b>	<b>3FGA</b>	<b>Pct.</b>
1. Austin Peay	33	200	630	.317
2. UT Martin	33	174	529	.329
3. Tennessee State	30	186	555	.335
4. Southeast Missouri	32	170	506	.336
5. Tennessee Tech	32	195	577	.338
6. Murray State	31	150	433	.346
7. Jacksonville State	30	141	397	.355
8. Eastern Illinois	29	200	563	.355
9. Eastern Kentucky	31	172	475	.362
10. Morehead State	33	231	631	.366

<b>REBOUNDING OFFENSE</b>	<b>G</b>	<b>Rebounds</b>	<b>Avg/G</b>
1. Morehead State	33	1236	37.5
2. Tennessee Tech	32	1184	37.0
3. Austin Peay	33	1185	35.9
4. Southeast Missouri	32	1110	34.7
5. Eastern Illinois	29	986	34.0
6. Tennessee State	30	994	33.1
7. UT Martin	33	1088	33.0
8. Murray State	31	1010	32.6
9. Jacksonville State	30	886	29.5
10. Eastern Kentucky	31	888	28.6

<b>REBOUNDING DEFENSE</b>	<b>G</b>	<b>Rebounds</b>	<b>Avg/G</b>
1. Morehead State	33	931	28.2
2. Murray State	31	925	29.8
3. Tennessee Tech	32	1014	31.7
4. Eastern Kentucky	31	998	32.2
5. Eastern Illinois	29	938	32.3
6. Jacksonville State	30	977	32.6
7. Tennessee State	30	1009	33.6
8. Southeast Missouri	32	1120	35.0
9. Austin Peay	33	1161	35.2
10. UT Martin	33	1198	36.3

**2010-11 Ohio Valley Conference  
CONFERENCE BASKETBALL STATISTICS  
Through games of Mar 14, 2011 (All games)**

<b>REBOUNDING MARGIN</b>	<b>G</b>	<b>Team</b>	<b>Avg.</b>	<b>Opp.</b>	<b>Avg. Margin</b>
1. Morehead State	33	1236	37.5	931	28.2 +9.2
2. Tennessee Tech	32	1184	37.0	1014	31.7 +5.3
3. Murray State	31	1010	32.6	925	29.8 +2.7
4. Eastern Illinois	29	986	34.0	938	32.3 +1.7
5. Austin Peay	33	1185	35.9	1161	35.2 +0.7
6. Southeast Missouri	32	1110	34.7	1120	35.0 -0.3
7. Tennessee State	30	994	33.1	1009	33.6 -0.5
8. Jacksonville State	30	886	29.5	977	32.6 -3.0
9. UT Martin	33	1088	33.0	1198	36.3 -3.3
10. Eastern Kentucky	31	888	28.6	998	32.2 -3.5

<b>BLOCKED SHOTS</b>	<b>G</b>	<b>No.</b>	<b>Avg/G</b>
1. Austin Peay	33	136	4.1
2. Southeast Missouri	32	121	3.8
3. Jacksonville State	30	106	3.5
4. Tennessee State	30	104	3.5
5. Morehead State	33	106	3.2
6. Murray State	31	92	3.0
7. Eastern Kentucky	31	85	2.7
8. UT Martin	33	87	2.6
9. Eastern Illinois	29	72	2.5
10. Tennessee Tech	32	69	2.2

<b>ASSISTS</b>	<b>G</b>	<b>No.</b>	<b>Avg/G</b>
1. Austin Peay	33	474	14.4
2. Tennessee Tech	32	454	14.2
3. Eastern Kentucky	31	436	14.1
4. Murray State	31	417	13.5
5. Eastern Illinois	29	366	12.6
6. Tennessee State	30	373	12.4
7. Morehead State	33	406	12.3
8. Jacksonville State	30	368	12.3
9. Southeast Missouri	32	389	12.2
10. UT Martin	33	362	11.0

<b>STEALS</b>	<b>G</b>	<b>No.</b>	<b>Avg/G</b>
1. Austin Peay	33	288	8.7
2. Morehead State	33	284	8.6
3. Tennessee Tech	32	273	8.5
4. Murray State	31	236	7.6
5. UT Martin	33	221	6.7
6. Tennessee State	30	197	6.6
7. Jacksonville State	30	190	6.3
8. Eastern Kentucky	31	187	6.0
9. Eastern Illinois	29	173	6.0
10. Southeast Missouri	32	146	4.6

<b>TURNOVER MARGIN</b>	<b>G</b>	<b>Team</b>	<b>Avg.</b>	<b>Opp.</b>	<b>Avg. Margin</b>
1. Austin Peay	33	466	14.1	558	16.9 +2.8
2. Eastern Kentucky	31	374	12.1	434	14.0 +1.9
3. Murray State	31	440	14.2	470	15.2 +1.0
4. Jacksonville State	30	432	14.4	455	15.2 +0.8
5. Morehead State	33	498	15.1	501	15.2 +0.1
6. UT Martin	33	504	15.3	505	15.3 +0.0
7. Tennessee Tech	32	523	16.3	523	16.3 +0.0
8. Tennessee State	30	451	15.0	424	14.1 -0.9
9. Eastern Illinois	29	405	14.0	365	12.6 -1.4
10. Southeast Missouri	32	463	14.5	386	12.1 -2.4

<b>ASSIST/TURNOVER RATIO</b>	<b>G</b>	<b>Ast.</b>	<b>Avg.</b>	<b>T/O</b>	<b>Avg.</b>	<b>Ratio</b>
1. Eastern Kentucky	31	436	14.1	374	12.1	1.2
2. Austin Peay	33	474	14.4	466	14.1	1.0
3. Murray State	31	417	13.5	440	14.2	0.9
4. Eastern Illinois	29	366	12.6	405	14.0	0.9
5. Tennessee Tech	32	454	14.2	523	16.3	0.9
6. Jacksonville State	30	368	12.3	432	14.4	0.9
7. Southeast Missouri	32	389	12.2	463	14.5	0.8
8. Tennessee State	30	373	12.4	451	15.0	0.8
9. Morehead State	33	406	12.3	498	15.1	0.8
10. UT Martin	33	362	11.0	504	15.3	0.7

<b>OFFENSIVE REBOUNDS</b>	<b>G</b>	<b>No.</b>	<b>Avg/G</b>
1. Morehead State	33	455	13.8
2. Austin Peay	33	416	12.6
3. Tennessee Tech	32	385	12.0
4. Tennessee State	30	331	11.0
5. Murray State	31	340	11.0
6. UT Martin	33	358	10.8
7. Southeast Missouri	32	347	10.8
8. Jacksonville State	30	322	10.7
9. Eastern Illinois	29	309	10.7
10. Eastern Kentucky	31	253	8.2

<b>DEFENSIVE REBOUNDS</b>	<b>G</b>	<b>No.</b>	<b>Avg/G</b>
1. Tennessee Tech	32	799	25.0
2. Southeast Missouri	32	763	23.8
3. Morehead State	33	781	23.7
4. Eastern Illinois	29	677	23.3
5. Austin Peay	33	769	23.3
6. UT Martin	33	730	22.1
7. Tennessee State	30	663	22.1
8. Murray State	31	670	21.6
9. Eastern Kentucky	31	635	20.5
10. Jacksonville State	30	564	18.8

<b>DEFENSIVE REB PCT.</b>	<b>G</b>	<b>D-Reb</b>	<b>Opp. OR</b>	<b>D-Reb%</b>
1. Morehead State	33	781	297	.724
2. Tennessee Tech	32	799	325	.711
3. Eastern Illinois	29	677	293	.698
4. Murray State	31	670	304	.688
5. Southeast Missouri	32	763	349	.686
6. Eastern Kentucky	31	635	304	.676
7. Austin Peay	33	769	402	.657
8. UT Martin	33	730	393	.650
9. Jacksonville State	30	564	305	.649
10. Tennessee State	30	663	363	.646

<b>OFFENSIVE REB PCT.</b>	<b>G</b>	<b>O-Reb</b>	<b>Opp. DR</b>	<b>O-Reb%</b>
1. Morehead State	33	455	634	.418
2. Tennessee Tech	32	385	689	.358
3. Austin Peay	33	416	759	.354
4. Murray State	31	340	621	.354
5. Tennessee State	30	331	646	.339
6. Jacksonville State	30	322	672	.324
7. Eastern Illinois	29	309	645	.324
8. Southeast Missouri	32	347	771	.310
9. UT Martin	33	358	805	.308
10. Eastern Kentucky	31	253	694	.267



**2010-11 Ohio Valley Conference  
CONFERENCE BASKETBALL STATISTICS  
Through games of Mar 14, 2011 (All games)**

<b>3-POINT FG MADE</b>	<b>G</b>	<b>No.</b>	<b>Avg/G</b>
1. Eastern Kentucky	31	247	8.0
2. Tennessee State	30	216	7.2
3. Murray State	31	186	6.0
4. Morehead State	33	193	5.8
5. Jacksonville State	30	174	5.8
6. Austin Peay	33	182	5.5
7. UT Martin	33	181	5.5
8. Southeast Missouri	32	163	5.1
9. Tennessee Tech	32	148	4.6
10. Eastern Illinois	29	117	4.0

**2010-11 Ohio Valley Conference  
CONFERENCE BASKETBALL STATISTICS  
Through games of Mar 14, 2011 (All games)**

Team	Conference	Pct.	PF	PA	Overall	Pct.	PF	PA	Current unbeaten streak
Murray State	14-4	.778	69.9	62.3	23-8	.742	68.3	61.0	Morehead State -- 3
Morehead State	13-5	.722	70.2	62.6	24-9	.727	69.8	61.7	
Austin Peay	13-5	.722	71.7	64.4	20-13	.606	73.6	66.5	
Tennessee Tech	12-6	.667	72.6	71.9	20-12	.625	74.9	69.8	
Tennessee State	10-8	.556	66.0	65.9	14-16	.467	68.1	68.0	
Eastern Kentucky	9-9	.500	64.0	63.9	15-16	.484	66.0	63.1	
UT Martin	6-12	.333	67.3	72.4	12-21	.364	68.6	74.4	
Southeast Missouri	6-12	.333	65.4	73.0	10-22	.312	66.2	71.3	
Eastern Illinois	4-14	.222	60.1	66.0	9-20	.310	60.3	64.7	
Jacksonville State	3-15	.167	62.6	67.1	5-25	.167	60.9	65.8	

TEAM SUMMARIES	G	PF-PA	Avg score	Margin	FG-FGA	Pct.	3FG-FGA	Pct.	FT-FTA	Pct.	RebF	RebA	Margin
Austin Peay	33	2430-2196	73.6-66.5	+7.1	869-1903	.457	182-507	.359	510-753	.677	1185	1161	+0.7
Eastern Illinois	29	1749-1875	60.3-64.7	-4.3	640-1519	.421	117-363	.322	352-486	.724	986	938	+1.7
Eastern Kentucky	31	2046-1957	66.0-63.1	+2.9	707-1584	.446	247-671	.368	385-519	.742	888	998	-3.5
Jacksonville State	30	1828-1974	60.9-65.8	-4.9	656-1546	.424	174-473	.368	342-527	.649	886	977	-3.0
Morehead State	33	2302-2036	69.8-61.7	+8.1	812-1769	.459	193-568	.340	485-718	.675	1236	931	+9.2
Murray State	31	2118-1890	68.3-61.0	+7.4	708-1552	.456	186-491	.379	516-732	.705	1010	925	+2.7
Southeast Missouri	32	2117-2281	66.2-71.3	-5.1	731-1678	.436	163-478	.341	492-794	.620	1110	1120	-0.3
Tennessee State	30	2044-2040	68.1-68.0	+0.1	676-1587	.426	216-586	.369	476-625	.762	994	1009	-0.5
Tennessee Tech	32	2396-2233	74.9-69.8	+5.1	869-1815	.479	148-428	.346	510-761	.670	1184	1014	+5.3
UT Martin	33	2264-2454	68.6-74.4	-5.8	777-1836	.423	181-555	.326	529-715	.740	1088	1198	-3.3

ATTENDANCE	Home	Average	Away	Average	Neutral	Average	Total	Average
Austin Peay	13-37447	2881	16-77565	4848	4-11275	2819	33-126287	3827
Eastern Illinois	14-15912	1137	15-39739	2649	0-0	0	29-55651	1919
Eastern Kentucky	13-33150	2550	15-47562	3171	3-4973	1658	31-85685	2764
Jacksonville State	11-14784	1344	17-48033	2825	2-8739	4370	30-71556	2385
Morehead State	15-45833	3056	16-62406	3900	2-6361	3180	33-114600	3473
Murray State	15-60927	4062	12-39258	3272	4-10595	2649	31-110780	3574
Southeast Missouri	13-28798	2215	17-56098	3300	2-2782	1391	32-87678	2740
Tennessee State	13-28669	2205	16-55788	3487	1-1323	1323	30-85780	2859
Tennessee Tech	15-26829	1789	13-61211	4709	4-8285	2071	32-96325	3010
UT Martin	14-24319	1737	17-78473	4616	2-2782	1391	33-105574	3199
Totals	136-316668	2328	154-566133	3676	24-57115	2380	314-939916	2993

**2010-11 Ohio Valley Conference  
INDIVIDUAL BASKETBALL STATISTICS  
Through games of Mar 14, 2011 (All games)**

To be ranked, a player must appear in at least 75.0% of their team's games.

SCORING								REBOUNDING							
	CI	G	FG	3FG	FT	Pts	Avg/G		CI	G	Off	Def	Total	Avg/G	
1. FARIED, Kenneth-MOR	Sr	33	224	0	134	582	17.6	1. FARIED, Kenneth-MOR	Sr	33	188	290	478	14.5	
2. EDMONDSON, TyShwan-APSU	Jr	33	206	72	79	563	17.1	2. POWELL, Leon-SEMO	Jr	32	103	144	247	7.7	
3. MURPHY, Kevin-TTU	Jr	32	193	35	111	532	16.6	3. COVINGTON, Robert-TSU	So	30	71	154	225	7.5	
4. HARPER, Demonte-MOR	Sr	33	193	55	88	529	16.0	4. FRALEY, John-APSU	Jr	33	90	149	239	7.2	
5. MURPHY, Nick-JSU	Sr	28	152	18	111	433	15.5	5. MOORE, Kenny-TSU	Jr	30	72	134	206	6.9	
6. MOORE, Kenny-TSU	Jr	30	137	36	128	438	14.6	6. MURPHY, Nick-JSU	Sr	28	54	113	167	6.0	
7. GRANGER, Jeremy-EIU	Jr	29	145	27	103	420	14.5	7. BUTLER, Cameron-SEMO	Sr	25	45	103	148	5.9	
8. POWELL, Leon-SEMO	Jr	32	172	0	108	452	14.1	8. DILLARD, Jud-TTU	So	28	42	121	163	5.8	
9. PERRIN, Spencer-EKU	Sr	30	153	23	71	400	13.3	9. HOLLOWELL, James-EIU	So	29	54	109	163	5.6	
10. COVINGTON, Robert-TSU	So	30	149	40	61	399	13.3	10. PERRIN, Spencer-EKU	Sr	30	39	125	164	5.5	
11. SMITH, Marland-SEMO	So	32	130	62	62	384	12.0	11. ASKA, Ivan-MUR	Jr	31	47	116	163	5.3	
12. SIMMONS, Benzor-UTM	Sr	33	122	17	134	395	12.0	12. HALL, Stephen-JSU	Jr	30	63	86	149	5.0	
13. ALLISON, Anthony-SEMO	Sr	32	135	34	77	381	11.9	13. BARNES, Terrell-TTU	So	31	57	96	153	4.9	
14. CANAAN, Isaiah-MUR	So	31	108	56	92	364	11.7	14. HARPER, Demonte-MOR	Sr	33	43	118	161	4.9	
15. STOMMES, Justin-EKU	Sr	27	106	60	44	316	11.7	15. SIMMONS, Benzor-UTM	Sr	33	48	110	158	4.8	
16. CLAYTON, Reuben-UTM	Sr	33	129	35	92	385	11.7	16. JONES, Alfred-TTU	Sr	32	71	80	151	4.7	
17. MILLER, Patrick-TSU	Fr	30	107	25	103	342	11.4	17. TRIGGS, Will-APSU	Fr	33	71	80	151	4.6	
18. SMITH, Terence-UTM	Fr	33	123	23	104	373	11.3	18. MCCLAIN, Jeffery-MUR	Sr	31	61	79	140	4.5	
19. DILLARD, Jud-TTU	So	28	111	5	89	316	11.3	19. PRATL, Shaun-EIU	So	28	50	75	125	4.5	
20. LIABO, Mike-UTM	Fr	33	138	52	41	369	11.2	20. EDMONDSON, TyShwan-APSU	Jr	33	53	94	147	4.5	
21. HALL, Stephen-JSU	Jr	30	137	1	58	333	11.1								
22. JENKINS, B.J.-MUR	Sr	31	101	55	85	342	11.0								
23. JONES, Joshua-EKU	Jr	30	107	51	56	321	10.7								
24. MILES, Isacc-MUR	Sr	31	107	46	71	331	10.7								
25. TERRY, Josh-APSU	Jr	32	133	1	74	341	10.7								
26. DANIEL, Josh-EKU	Sr	31	103	46	78	330	10.6								
27. PETERS, Wil-TSU	Jr	30	95	40	86	316	10.5								
28. HILL, Terrance-MOR	Jr	33	107	57	72	343	10.4								
29. BYNUM, Jeremy-JSU	Sr	30	105	62	38	310	10.3								
30. NUTT, Lucas-SEMO	Fr	32	88	47	96	319	10.0								
FIELD GOAL PCT								ASSISTS							
	CI	G	FGM	FGA	Pct.				CI	G	No.	Avg/G			
1. FARIED, Kenneth-MOR	Sr	33	224	348	.644			1. SWANSEY, Zac-TTU	Jr	32	207	6.5			
2. JONES, Alfred-TTU	Sr	32	114	179	.637			2. BROWN, Caleb-APSU	Sr	33	158	4.8			
3. POWELL, Leon-SEMO	Jr	32	172	273	.630			3. PETERS, Wil-TSU	Jr	30	125	4.2			
4. FRALEY, John-APSU	Jr	33	119	196	.607			4. MILES, Isacc-MUR	Sr	31	117	3.8			
5. PERRIN, Spencer-EKU	Sr	30	153	287	.533			5. NUTT, Lucas-SEMO	Fr	32	112	3.5			
6. COVINGTON, Robert-TSU	So	30	149	299	.498			6. HARPER, Demonte-MOR	Sr	33	113	3.4			
7. DILLARD, Jud-TTU	So	28	111	223	.498			7. GRANGER, Jeremy-EIU	Jr	29	98	3.4			
8. PRATL, Shaun-EIU	So	28	97	198	.490			8. JENKINS, B.J.-MUR	Sr	31	100	3.2			
9. HALL, Stephen-JSU	Jr	30	137	281	.488			9. SMITH, Terence-UTM	Fr	33	103	3.1			
10. TERRY, Josh-APSU	Jr	32	133	276	.482			10. BRISTER, Marcus-SEMO	Jr	32	95	3.0			
11. GOODMAN, Sam-MOR	Sr	33	101	211	.479			11. MILLER, Patrick-TSU	Fr	30	89	3.0			
12. MURPHY, Kevin-TTU	Jr	32	193	410	.471			12. McKINNEY, Curry-EIU	Sr	29	78	2.7			
13. MURPHY, Nick-JSU	Sr	28	152	327	.465			13. STOMMES, Justin-EKU	Sr	27	71	2.6			
14. MOORE, Kenny-TSU	Jr	30	137	298	.460			14. MURPHY, Nick-JSU	Sr	28	70	2.5			
15. SIMMONS, Benzor-UTM	Sr	33	122	266	.459			15. CANAAN, Isaiah-MUR	So	31	74	2.4			

**2010-11 Ohio Valley Conference  
INDIVIDUAL BASKETBALL STATISTICS  
Through games of Mar 14, 2011 (All games)**

<b>FREE THROW PCT</b>	<b>CI</b>	<b>G</b>	<b>FTM</b>	<b>FTA</b>	<b>Pct.</b>
1. JENKINS, B.J.-MUR	Sr	31	85	94	.904
2. GRANGER, Jeremy-EIU	Jr	29	103	114	.904
3. SIMMONS, Benzor-UTM	Sr	33	134	154	.870
4. PETERS, Wil-TSU	Jr	30	86	101	.851
5. BAILEY, Zach-TTU	Jr	30	65	79	.823
6. NUTT, Lucas-SEMO	Fr	32	96	117	.821
7. DANIEL, Josh-EKU	Sr	31	78	98	.796
8. HILL, Terrance-MOR	Jr	33	72	91	.791
9. COVINGTON, Robert-TSU	So	30	61	78	.782
10. SMITH, Terence-UTM	Fr	33	104	133	.782
11. MOORE, Kenny-TSU	Jr	30	128	165	.776
12. CANAAN, Isaiah-MUR	So	31	92	121	.760
13. BROWN, Caleb-APSU	Sr	33	87	115	.757
14. EDMONDSON, TyShwan-APSU	Jr	33	79	106	.745
15. MURPHY, Nick-JSU	Sr	28	111	149	.745

<b>STEALS</b>	<b>CI</b>	<b>G</b>	<b>No.</b>	<b>Avg/G</b>
1. SWANSEY, Zac-TTU	Jr	32	66	2.1
2. FARIED, Kenneth-MOR	Sr	33	65	2.0
3. MURPHY, Nick-JSU	Sr	28	54	1.9
4. TERRY, Josh-APSU	Jr	32	59	1.8
5. CLAYTON, Reuben-UTM	Sr	33	60	1.8
EDMONDSON, TyShwan-APSU	Jr	33	60	1.8
7. BROWN, Caleb-APSU	Sr	33	56	1.7
8. HARPER, Demonte-MOR	Sr	33	52	1.6
9. JENKINS, B.J.-MUR	Sr	31	48	1.5
10. COVINGTON, Robert-TSU	So	30	46	1.5
11. McKINNEY, Curry-EIU	Sr	29	42	1.4
12. MILLER, Patrick-TSU	Fr	30	42	1.4
MOORE, Kenny-TSU	Jr	30	42	1.4
14. HILL, Terrance-MOR	Jr	33	45	1.4
15. GRANGER, Jeremy-EIU	Jr	29	36	1.2

<b>3-POINT FG PCT</b>	<b>CI</b>	<b>G</b>	<b>3FG</b>	<b>FGA</b>	<b>Pct.</b>
1. COVINGTON, Robert-TSU	So	30	40	87	.460
2. STOMMES, Justin-EKU	Sr	27	60	143	.420
3. MOORE, Kenny-TSU	Jr	30	36	88	.409
4. NUTT, Lucas-SEMO	Fr	32	47	116	.405
5. KING, Troy-UTM	Fr	33	50	124	.403
6. CANAAN, Isaiah-MUR	So	31	56	140	.400
MILES, Isacc-MUR	Sr	31	46	115	.400
8. HARPER, Demonte-MOR	Sr	33	55	138	.399
9. PETERS, Wil-TSU	Jr	30	40	101	.396
10. BYNUM, Jeremy-JSU	Sr	30	62	157	.395
11. JENKINS, B.J.-MUR	Sr	31	55	141	.390
12. NOBLES, Jacquan-TSU	So	29	49	129	.380
13. PROFFITT, Ty-MOR	Jr	33	48	127	.378
14. JONES, Joshua-EKU	Jr	30	51	135	.378
15. MILLER, B.J.-JSU	Jr	30	43	114	.377

<b>3-POINT FG MADE</b>	<b>CI</b>	<b>G</b>	<b>3FG</b>	<b>Avg/G</b>
1. STOMMES, Justin-EKU	Sr	27	60	2.2
2. EDMONDSON, TyShwan-APSU	Jr	33	72	2.2
3. BYNUM, Jeremy-JSU	Sr	30	62	2.1
4. SMITH, Marland-SEMO	So	32	62	1.9
5. CANAAN, Isaiah-MUR	So	31	56	1.8
6. JENKINS, B.J.-MUR	Sr	31	55	1.8
7. HILL, Terrance-MOR	Jr	33	57	1.7
8. JONES, Joshua-EKU	Jr	30	51	1.7
9. NOBLES, Jacquan-TSU	So	29	49	1.7
10. HARPER, Demonte-MOR	Sr	33	55	1.7
11. LIABO, Mike-UTM	Fr	33	52	1.6
12. KING, Troy-UTM	Fr	33	50	1.5
13. MILES, Isacc-MUR	Sr	31	46	1.5
DANIEL, Josh-EKU	Sr	31	46	1.5
15. NUTT, Lucas-SEMO	Fr	32	47	1.5

<b>BLOCKED SHOTS</b>	<b>CI</b>	<b>G</b>	<b>No.</b>	<b>Avg/G</b>
1. FARIED, Kenneth-MOR	Sr	33	79	2.4
2. GREEN, Michael-TSU	Fr	30	52	1.7
3. POWELL, Leon-SEMO	Jr	32	50	1.6
4. FRALEY, John-APSU	Jr	33	50	1.5
5. THURSTON, Sean-JSU	Sr	26	34	1.3
6. HOLLOWELL, James-EIU	So	29	36	1.2
7. DANIEL, Ed-MUR	So	31	33	1.1
8. COVINGTON, Robert-TSU	So	30	31	1.0
9. PERRIN, Spencer-EKU	Sr	30	26	0.9
10. HOUSE, Zach-SEMO	Jr	32	25	0.8
11. HALL, Stephen-JSU	Jr	30	23	0.8
12. BAKER, Melvin-APSU	Jr	33	25	0.8
13. IRARRAZABAL, Andres-UTM	Sr	33	23	0.7
14. PRATL, Shaun-EIU	So	28	17	0.6
15. JONES, Waylon-SEMO	So	26	15	0.6

<b>ASSIST/TURNOVER RATIO</b>	<b>CI</b>	<b>G</b>	<b>Ast.</b>	<b>T/O</b>	<b>Ratio</b>
1. SWANSEY, Zac-TTU	Jr	32	207	113	1.8
2. JENKINS, B.J.-MUR	Sr	31	100	59	1.7
3. PETERS, Wil-TSU	Jr	30	125	76	1.6
4. BROWN, Caleb-APSU	Sr	33	158	98	1.6
5. GRANGER, Jeremy-EIU	Jr	29	98	64	1.5
6. MILES, Isacc-MUR	Sr	31	117	77	1.5
7. NUTT, Lucas-SEMO	Fr	32	112	80	1.4
8. SMITH, Terence-UTM	Fr	33	103	86	1.2
9. HARPER, Demonte-MOR	Sr	33	113	128	0.9

**2010-11 Ohio Valley Conference  
INDIVIDUAL BASKETBALL STATISTICS  
Through games of Mar 14, 2011 (All games)**

<b>OFFENSIVE REBOUNDS</b>	<b>CI</b>	<b>G</b>	<b>No.</b>	<b>Avg/G</b>
1. FARIED, Kenneth-MOR	Sr	33	188	5.7
2. POWELL, Leon-SEMO	Jr	32	103	3.2
3. FRALEY, John-APSU	Jr	33	90	2.7
4. MOORE, Kenny-TSU	Jr	30	72	2.4
5. COVINGTON, Robert-TSU	So	30	71	2.4
6. JONES, Alfred-TTU	Sr	32	71	2.2
7. TRIGGS, Will-APSU	Fr	33	71	2.2
8. DANIEL, Ed-MUR	So	31	66	2.1
9. HALL, Stephen-JSU	Jr	30	63	2.1
10. MCCLAIN, Jeffery-MUR	Sr	31	61	2.0
11. MURPHY, Nick-JSU	Sr	28	54	1.9
12. HOLLOWELL, James-EIU	So	29	54	1.9
13. GOODMAN, Sam-MOR	Sr	33	61	1.8
14. BARNES, Terrell-TTU	So	31	57	1.8
15. THURSTON, Sean-JSU	Sr	26	47	1.8

<b>DEFENSIVE REBOUNDS</b>	<b>CI</b>	<b>G</b>	<b>No.</b>	<b>Avg/G</b>
1. FARIED, Kenneth-MOR	Sr	33	290	8.8
2. COVINGTON, Robert-TSU	So	30	154	5.1
3. FRALEY, John-APSU	Jr	33	149	4.5
4. POWELL, Leon-SEMO	Jr	32	144	4.5
5. MOORE, Kenny-TSU	Jr	30	134	4.5
6. DILLARD, Jud-TTU	So	28	121	4.3
7. PERRIN, Spencer-EKU	Sr	30	125	4.2
8. BUTLER, Cameron-SEMO	Sr	25	103	4.1
9. MURPHY, Nick-JSU	Sr	28	113	4.0
10. MURPHY, Kevin-TTU	Jr	32	122	3.8
11. HOLLOWELL, James-EIU	So	29	109	3.8
12. ASKA, Ivan-MUR	Jr	31	116	3.7
13. McKINNEY, Curry-EIU	Sr	29	106	3.7
14. HARPER, Demonte-MOR	Sr	33	118	3.6
15. SIMMONS, Benzor-UTM	Sr	33	110	3.3

<b>MINUTES PLAYED</b>	<b>CI</b>	<b>G</b>	<b>No.</b>	<b>Avg/G</b>
1. GRANGER, Jeremy-EIU	Jr	29	1028	35.4
2. MURPHY, Nick-JSU	Sr	28	983	35.1
3. PETERS, Wil-TSU	Jr	30	1042	34.7
4. FARIED, Kenneth-MOR	Sr	33	1142	34.6
5. MILLER, Patrick-TSU	Fr	30	1032	34.4
6. HARPER, Demonte-MOR	Sr	33	1108	33.6
7. SWANSEY, Zac-TTU	Jr	32	1049	32.8
8. McKINNEY, Curry-EIU	Sr	29	932	32.1
9. POWELL, Leon-SEMO	Jr	32	1027	32.1
10. EDMONDSON, TyShwan-APSU	Jr	33	1057	32.0



**2010-11 Ohio Valley Conference  
Conference Team Highs  
Through games of Mar 14, 2011 (All games)**

**TEAM HIGHS (highest totals made by)**

Points	113	Tennessee Tech vs Hiwassee (12/16/10)
	112	Austin Peay vs Fontbonne (12/11/10)
Margin	71 (113-42)	Tennessee Tech vs Hiwassee (12/16/10)
	64 (91-27)	Eastern Kentucky vs Cincinnati Christian (11/23/10)
Field goals made	44	Tennessee Tech vs Hiwassee (12/16/10)
	43	Austin Peay vs Fontbonne (12/11/10)
	43	Tennessee Tech vs Crowley's Ridge (12/30/10)
Field goal attempts	85	Tennessee State vs Fisk (11/15/10)
	82	UT Martin at Tennessee Tech (01/13/11)
Field goal percentage	.685 (37-54)	Tennessee Tech at SIU Edwardsville (02/22/11)
	.673 (35-52)	Tennessee Tech at UT Martin (02/12/11)
3-Pt FG made	13	Murray State vs UT Martin (01/29/11)
	12	Eastern Kentucky vs Kentucky Christian (12/08/10)
	12	Southeast Missouri vs Hannibal-LaGrange (12/11/10)
	12	Austin Peay vs Brescia (12/28/10)
	12	Tennessee State at Memphis (01/02/11)
	12	Murray State at Eastern Illinois (02/07/11)
	12	Eastern Kentucky vs Morehead State (02/16/11)
3-Pt FG attempts	35	Tennessee State at Air Force (11/20/10)
	31	Eastern Kentucky at Morehead State (01/22/11)
3-Pt percentage	.722 (13-18)	Murray State vs UT Martin (01/29/11)
	.667 (8-12)	Morehead State vs Jacksonville State (01/08/11)
	.667 (8-12)	Southeast Missouri vs Eastern Kentucky (03/02/11)
Free throws made	31	Tennessee State vs LeMoyne-Owen (12/12/10)
	30	UT Martin at SIU Edwardsville (01/24/11)
	30	Tennessee Tech at Southeast Missouri (01/29/11)
Free throw attempts	44	Southeast Missouri vs Eastern Illinois (01/08/11)
	42	Tennessee Tech at Southeast Missouri (01/29/11)
Free throw percentage	1.000 (10-10)	Eastern Kentucky at Minnesota (12/11/10)
	1.000 (10-10)	Southeast Missouri vs Sacramento State (02/19/11)
	1.000 (10-10)	Tennessee State vs Southeast Missouri (02/24/11)
	1.000 (8-8)	Eastern Illinois vs IU South Bend (11/20/10)
	1.000 (6-6)	Eastern Kentucky at Georgia (12/31/10)
	1.000 (5-5)	Eastern Illinois vs Jacksonville State (01/29/11)
Rebounds	64	Tennessee State vs Fisk (11/15/10)
	56	Morehead State vs Asbury (11/12/10)
Assists	30	Austin Peay vs Brescia (12/28/10)
	26	Tennessee Tech at SIU Edwardsville (02/22/11)
Steals	26	Tennessee Tech vs Hiwassee (12/16/10)
	22	Tennessee Tech vs Crowley's Ridge (12/30/10)
	22	Morehead State vs Jacksonville State (01/08/11)
Blocked shots	12	Eastern Kentucky vs Cincinnati Christian (11/23/10)
	11	Southeast Missouri vs Hannibal-LaGrange (12/11/10)
	11	Austin Peay vs Brescia (12/28/10)
Turnovers	28	Jacksonville State at Morehead State (01/08/11)
	26	Jacksonville State at UT Martin (02/10/11)
Fouls	37	Eastern Illinois at Southeast Missouri (01/08/11)
	31	Southeast Missouri at Florida Gulf Coast (11/16/10)

**2010-11 Ohio Valley Conference  
Conference Individual Highs  
Through games of Mar 14, 2011 (All games)**

**INDIVIDUAL PLAYER GAME HIGHS**

Points	36		POWELL, Leon (Southeast Missouri) vs UT Martin (01/03/11)
	35		HARPER, Demonte (Morehead State) at SIU Edwardsville (11/28/10)
Field goals made	12		POWELL, Leon (Southeast Missouri) at Florida Gulf Coast (11/16/10)
	12		HARPER, Demonte (Morehead State) at SIU Edwardsville (11/28/10)
	12		HARPER, Demonte (Morehead State) at Austin Peay (12/21/10)
	12		EDMONDSON, TyShwan (Austin Peay) at Tennessee State (01/15/11)
	12		GRANGER, Jeremy (Eastern Illinois) vs Tennessee Tech (01/27/11)
Field goal attempts	26		EDMONDSON, TyShwan (Austin Peay) at Tennessee State (01/15/11)
	25		EDMONDSON, TyShwan (Austin Peay) at Eastern Illinois (12/04/10)
	25		EDMONDSON, TyShwan (Austin Peay) at Memphis (12/16/10)
Field goal percentage	1.000	(9-9)	CRUZ, Willie (Eastern Kentucky) vs Cincinnati Christian (11/23/10)
	1.000	(9-9)	DILLARD, Jud (Tennessee Tech) at UT Martin (02/12/11)
	1.000	(8-8)	PERRIN, Spencer (Eastern Kentucky) vs Kentucky Christian (12/08/10)
3-Pt FG made	7		EDMONDSON, TyShwan (Austin Peay) at Tennessee State (01/15/11)
	6		EDMONDSON, TyShwan (Austin Peay) at Eastern Illinois (12/04/10)
	6		MILLER, B.J. (Jacksonville State) vs Murray State (01/13/11)
	6		SWANSEY, Zac (Tennessee Tech) at Eastern Illinois (01/27/11)
	6		STOMMES, Justin (Eastern Kentucky) vs Austin Peay (01/27/11)
	6		CANAAN, Isaiah (Murray State) vs UT Martin (01/29/11)
	6		KING, Troy (UT Martin) vs Bradley (02/19/11)
	6		SMITH, Marland (Southeast Missouri) vs Eastern Kentucky (03/02/11)
3-Pt FG attempts	16		SMITH, Marland (Southeast Missouri) at UT Martin (01/20/11)
	15		BYNUM, Jeremy (Jacksonville State) vs Eastern Illinois (12/21/10)
3-Pt percentage	1.000	(6-6)	CANAAN, Isaiah (Murray State) vs UT Martin (01/29/11)
	1.000	(5-5)	BLAKE, Justin (Austin Peay) at Murray State (01/08/11)
Free throws made	16		SIMMONS, Benzor (UT Martin) at SIU Edwardsville (01/24/11)
	15		MOORE, Kenny (Tennessee State) at Eastern Kentucky (01/29/11)
Free throw attempts	20		POWELL, Leon (Southeast Missouri) vs UT Martin (01/03/11)
	19		MILLER, Patrick (Tennessee State) vs Tennessee Tech (01/22/11)
Free throw percentage	1.000	(14-14)	SIMMONS, Benzor (UT Martin) at Eastern Kentucky (12/04/10)
	1.000	(13-13)	GRANGER, Jeremy (Eastern Illinois) at Toledo (02/19/11)
	1.000	(10-10)	PETERS, Wil (Tennessee State) at Southeast Missouri (12/04/10)
	1.000	(9-9)	MOORE, Kenny (Tennessee State) at Air Force (11/20/10)
	1.000	(9-9)	NUTT, Lucas (Southeast Missouri) at Jacksonville State (12/19/10)
	1.000	(8-8)	GRANGER, Jeremy (Eastern Illinois) at Bradley (11/24/10)
	1.000	(8-8)	BUTLER, Cameron (Southeast Missouri) vs Eastern Illinois (01/08/11)
	1.000	(8-8)	DANIEL, Josh (Eastern Kentucky) vs Tennessee State (01/29/11)
	1.000	(8-8)	SIMMONS, Benzor (UT Martin) vs Morehead State (02/26/11)
Rebounds	23		FARIED, Kenneth (Morehead State) vs Tennessee State (01/27/11)
	21		FARIED, Kenneth (Morehead State) vs Eastern Kentucky (01/22/11)
	21		FARIED, Kenneth (Morehead State) vs Austin Peay (03/04/11)
Assists	12		SWANSEY, Zac (Tennessee Tech) vs Southeast Missouri (12/21/10)
	11		SWANSEY, Zac (Tennessee Tech) vs UT Martin (01/13/11)
	11		SWANSEY, Zac (Tennessee Tech) vs Murray State (03/04/11)
Steals	7		BAILEY, Zach (Tennessee Tech) vs Hiwassee (12/16/10)
	6		MILLER, Patrick (Tennessee State) vs Murray State (02/03/11)
	6		CLAYTON, Reuben (UT Martin) at Eastern Illinois (02/15/11)
	6		BROWN, Caleb (Austin Peay) at Jacksonville State (02/15/11)
	6		SWANSEY, Zac (Tennessee Tech) at SIU Edwardsville (02/22/11)
Blocked shots	8		FARIED, Kenneth (Morehead State) vs Austin Peay (03/04/11)
	7		POWELL, Leon (Southeast Missouri) at UT Martin (01/20/11)
	7		THURSTON, Sean (Jacksonville State) vs Austin Peay (02/15/11)
	7		FRALEY, John (Austin Peay) vs Southeast Missouri (03/03/11)
Turnovers	8		MURPHY, Kevin (Tennessee Tech) at East Tennessee State (11/20/10)
	8		HARPER, Demonte (Morehead State) at Tennessee State (12/19/10)